



13/14

**CATALOGO GENERALE
GENERAL CATALOGUE
2013/2014**

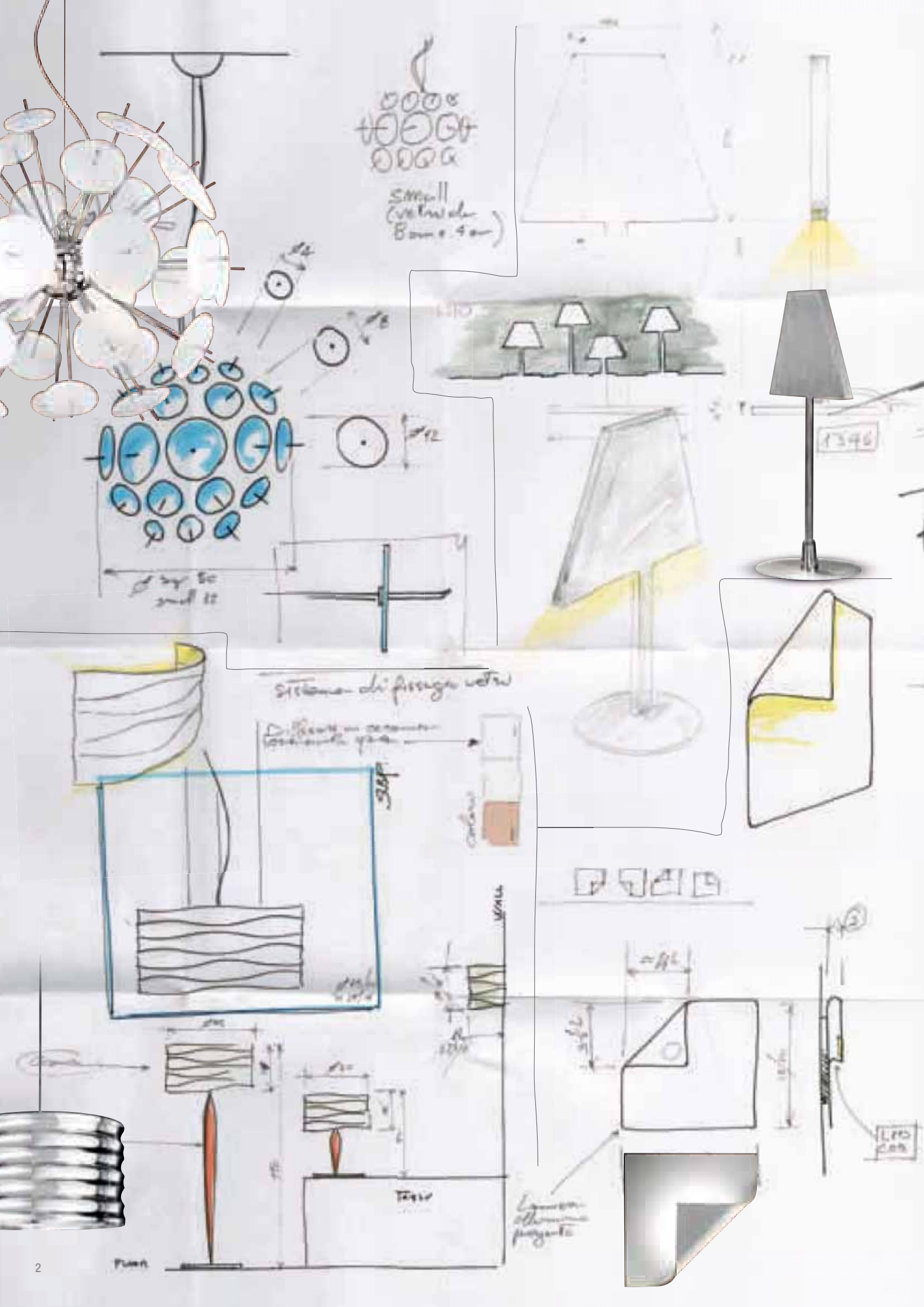




13/14

**CATALOGO GENERALE
GENERAL CATALOGUE
2013/2014**





Small (vetri da Base 4cm)

110

1346

Sistema di fissaggio vetri

Differenzia in sezione
lasciando spazio

colore

120

Lampadina alluminata progettata

TAG: ORIGINALITÀ, FORME, RICERCA, CREATIVITÀ, PASSIONE... IL NOSTRO IMPEGNO PER IL FUTURO



TAG: ORIGINALITY, FORMS, RESEARCH, CREATIVITY, PASSION... OUR COMMITMENT FOR THE FUTURE

Da quasi 40 anni **FABAS LUCE** è sinonimo di passione, ricerca e creatività permettendoci di diventare ai giorni nostri una delle aziende italiane maggiormente presente nei mercati europei.


Al marchio leader **FABAS LUCE**, storico brand del segmento decorativo, si sono via via aggiunte, nel corso degli ultimi anni, le divisioni specializzate **ATILED** per illuminazione a **LED**, **Host and Light** per soluzioni su misura per il settore contract, e **Techno Lighting** per progettazione e consulenza illuminotecnica.

FABAS LUCE si è sempre distinta per la originalità delle sue creazioni, per la ricerca di forme e soluzioni mai banali nell'ambito di una professionalità e competenza ampiamente riconosciute dai numerosi clienti presenti in tutto il mondo.

Il nostro impegno per il futuro è quello di continuare il cammino intrapreso attraverso l'utilizzo sempre più spinto delle nuove tecnologie **LED**: esse stanno aprendo orizzonti impensabili fino a pochissimi anni fa e diventerà sempre più possibile coniugare bellezza estetica con risparmio ed efficientamento energetico.

For almost 40 years **FABAS LUCE** is synonymous with passion, creativity and research that have allowed us to become, nowadays, one of the Italian companies most present in the European markets. Over the past few years, they had been gradually added to the leading brand **FABAS LUCE**, historical brand of the decorative sector, specialized divisions **ATILED** for **LED** lighting, **Host and Light** for tailor-made solutions for the contract sector, and **Techno Lighting** for lighting design and consultants.

FABAS LUCE has always stood out for the originality of his creations, the search for solutions and never trivial forms, part of a professionalism and competence widely recognized by many customers all over the world. Our commitment to the future is to continue on the path taken through the increasingly use of new **LED** technologies: they are opening up unforeseen horizons until a few years ago and it will become increasingly possible to combine aesthetic beauty with energy saving and efficiency.



IMPOSSIBILE RESISTERE AL CAMBIAMENTO: LA NOSTRA LUCE PIÙ CHE EVOLUZIONE UNA METAMORFOSI GREEN

Fabas Luce ha sempre avuto una particolare sensibilità rispetto ai temi della eco-sostenibilità già dal momento di pensare al logo FABAS: il colore verde è il colore che meglio interpretava già allora il nostro pensiero.

Abbiamo sempre avuto grande attenzione ai temi del risparmio energetico e del rispetto dell'ambiente: tutti i componenti utilizzati nella produzione fino agli stessi imballi, rispettano gli standard richiesti per il rispetto delle normative ambientali.

Quando i LED sono apparsi all'orizzonte, la nostra azienda non ha esitato un attimo nello sposare questa nuova tecnologia intuendone le potenzialità e i benefici: questo processo, grazie anche ai notevoli investimenti in risorse umane e in materiali, ci ha permesso una vera metamorfosi del nostro modo di progettare la luce.


THE INNOVATION IS A MUST: OUR STRATEGY IS NOT ONLY AN ADDITION IT IS A METAMORPHOSIS TO THE GREEN

Fabas Luce has always had a particular sensibility regarding to the eco-sustainability topics from the moment FABAS logo had been created: our thinking was expressed by the green color since the very beginning. We have always paid great attention to the energy saving and environmental protection topics: all the components used in the production, up to packaging, meet the standards required for compliance with environmental regulations.

When LEDs have just appeared, our company did not hesitate a while in promoting this new technology immediately understanding potentials and benefits: this process, also thanks to the substantial investment in human resources and materials, has allowed us to make a real metamorphosis in our way of projecting and engineering the light.







IL 40% DEI NOSTRI PRODOTTI È GIÀ LED IL CAMBIAMENTO ARRIVA ANCHE NEL DECORATIVO



40%

TUTTI I VANTAGGI DI QUESTA TECNOLOGIA

- Alta efficienza (105 lm/W)
- Lunga durata (>50kh)
- Materiale Rohs (materiale ecologico)
- Controllo del fascio luminoso (Luce dove serve)
- Dimensioni contenute (struttura innovativa)
- Luce sicura (senza raggi infrarossi e ultravioletti)
- Facilità di regolazione di intensità senza alterarne il colore (elettronica intelligente)
- 100% del flusso luminoso all'istante dell'accensione
- Stabilità colore della luce (tonalità costante nel tempo)
- Alto Indice di Resa Cromatica (CRI)
- Risparmio energetico (50 - 80%)
- Azzeramento costi di manutenzione
- Massima riduzione emissione CO²
- Insensibili ad urti e vibrazioni
- Luce esente da "sfarfallio"
- Ampio intervallo di temperature ambiente di funzionamento: da -30°C a +50°C
- Nessun problema con accensione e spegnimenti frequenti

40% OF OUR PRODUCTS IS ALREADY LED. THE CHANGES ARE COMING EVEN INTO THE DECORATIVE LIGHTING FIELD

LED TECHNOLOGY BENEFITS

- High luminous efficiency (105 lm/W)
- Long useful life (> 50.000 hours)
- Rohs compliant (Environmentally friendly)
- Control of light beam (light just where needed)
- Small dimension (innovative light fixtures design)
- Safe light (led beam output doesn't contain ultraviolet and infrared radiations)
- Easy dimming without light color alterations (intelligent electronics)
- 100% instant brightness at the light turn on
- Light color stability over time
- High color rendering index (CRI)
- Energy saving (from 50% up to 80%)
- Close to zero maintenance cost
- Low CO² emission due to low energy consumption
- Vibration and shock-proof
- Non-flickering light
- Wide ambient temperature range: -30°C to +50°C
- Ideal for uses subject to frequent on-off cycling



NON LASCIAMO ACCESE LE LUCI INUTILMENTE... SONO ORA DISPONIBILI UNA NUOVA SERIE DI PLAFONIERE CON SENSORE DI PRESENZA



SENSORE DI NOTTE SENZA PRESENZA DI PERSONE
SENSOR DURING NIGHT TIME WITHOUT ANY PERSON
DETECTEUR DE NUIT SANS PRESENCE D'UNE PERSONNE
SENSOR NACHTS OHNE SICH BEWEGENDE PERSONEN

OFF



SENSORE DI GIORNO CON PRESENZA DI PERSONE
SENSOR DURING DAY TIME WITH ANY PERSON
DETECTEUR DE JOUR AVEC PRESENCE D'UNE PERSONNE
SENSOR TAGSÜBER BEI SICH BEWEGENDEN PERSONEN

OFF



SENSORE DI NOTTE CON PRESENZA DI PERSONE
SENSOR DURING NIGHT TIME WITH PERSON
DETECTEUR DE NUIT AVEC PRESENCE D'UNE PERSONNE
SENSOR NACHTS BEI SICH BEWEGENDEN PERSONEN

ON



FUNZIONE E OPZIONI Questo sensore microonde è un interruttore che si accende al rilevamento di persone in movimento e si spegne dopo un tempo di attesa pre-selezionato quando non vi sono persone intorno. Il sensore di luce diurna è anche costruito per tenere la luce spenta quando la luce naturale è sufficiente. Se la luce naturale è sufficiente, la luce non si accende anche se viene rilevata la presenza di persone. Se la luce naturale è insufficiente, il sensore accende la luce automaticamente quando qualcuno entra nella stanza. Dopo il tempo di attesa, si spegne automaticamente se non viene rilevato alcun movimento.

DO NOT LEAVE LIGHTS ON UNNECESSARILY A VARIETY OF NEW CEILING LIGHT WITH SENSOR IS AVAILABLE FROM NOW ON

FUNCTION AND OPTIONS This microwave sensor is a motion switch turn on the light on detection of people movement, and turn off after a pre-selected hold time when there is no people around. A daylight sensor is also built-in to keep the light switched off when there is sufficient natural light. With sufficient natural light, the light does not switch on when presence is detected. With insufficient natural light, the sensor switches on the light automatically when person enters the room. After the hold time, it switches off automatically when no movement is detected.



FAMIGLIE
FAMILIES

12 > 147



CLASSICO
CLASSIC

298 > 315

INDICE INDEX



TAVOLO TABLE



148 > 187



PLAFONIERE CEILING



188 > 297



FARETTI SPOTS



316 > 329

KENT CARLOTTA MIMOSA IOLI FRIDA

INDICE INDEX



332 > 333



ALEXIA
2476
page 108



ARAN
2664
page 106



ATON
3160
page 130



BONG
3198
page 132



BRADY
3200
page 74



**BRERA
TOUCH**
3168
page 76



BRIG
3212
page 134



BURT
3202
page 126



CAP
2918
page 104



**HARVEY
LED**
3234
page 72



KENT
3061
page 144



KERA
3182
page 82



KERRY
2742
page 98



KUBO
2921
page 88



LODGE
3161
page 131



LOWELL
3086
page 32



LYNN
3062
page 145



MATE
3136
page 92



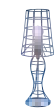
STICK
2994
page 86



SUNSET
3117
page 42



TUX
3203
page 128



TWEED
3183
page 78



URANIA
2981
page 56

FAMIGLIE FAMILIES



**CARLOTTA
LED**
2928
page 70



CHANTAL
3223
page 14



CLEVELAND
3188
page 28



DELVIN
3214
page 138



DIANA
2753
page 102



DINGLE
3215
page 140



DOROTEA
2960
page 116



EOS
3111
page 36



GIPSY
3112
page 46



MELODY
3116
page 20



MEXICO
3192
page 52



MORGANA
2513-3194
page 40



NICE
2908
page 143



OPLÀ
2885
page 110



ORIONE
2980
page 62



PROVENZA
2907
page 142



SAVONA
2155
page 146



SLIGO
3216
page 136

3223 CHANTAL



DESIGN DAVID DOLCINI

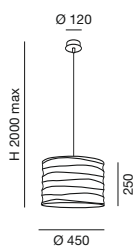
MONTATURA IN METALLO E ALLUMINIO
METAL AND ALUMINIUM FRAME
STRUCTURE EN METAL ET ALUMINIUM
METAL-UND ALUMINIUMGESTELL





E27

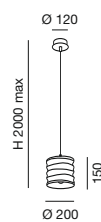
3223 SUSPENSION  E27 1X75W CE 



- 3223-45-102** Bianco · White · Blanc · Weiß
- 3223-45-138** Cromo · Chromed
Chromé · Verchromt

E14

3223 SUSPENSION E14 1X40W CE 



- 3223-44-102** Bianco · White · Blanc · Weiß
- 3223-44-138** Cromo · Chromed
Chromé · Verchromt

3223 CHANTAL

DESIGN DAVID DOLCINI

MONTATURA IN METALLO E ALLUMINIO

METAL AND ALUMINIUM FRAME

STRUCTURE EN METAL ET ALUMINIUM

METAL-UND ALUMINIUMGESTELL





E27

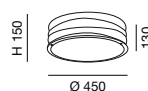
3223 WALL  E27 1X75W CE 



3223-21-102 Bianco · White · Blanc · Weiß
3223-21-138 Cromo · Chromed
 Chromé · Verchromt

E27

3223 CEILING  E27 2X60W CE 



3223-65-102 Bianco · White · Blanc · Weiß
3223-65-138 Cromo · Chromed
 Chromé · Verchromt

3223 CHANTAL

DESIGN DAVID DOLCINI

MONTATURA IN METALLO E ALLUMINIO
METAL AND ALUMINIUM FRAME
STRUCTURE EN METAL ET ALUMINIUM
METAL-UND ALUMINIUMGESTELL

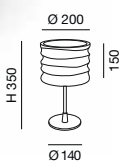




E14

3223 TABLE ✕ E14 1X40W

CE IP20



3223-30-102 Bianco · White · Blanc · Weiß

3223-30-138 Cromo · Chromed
Chromé · Verchromt

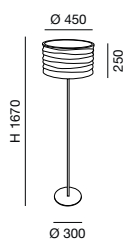


Con interruttore
With switch
Avec interrupteur
Mit Schalter

E27

3223 FLOOR ✕ E27 1X75W

CE IP20



3223-10-102 Bianco · White · Blanc · Weiß

3223-10-138 Cromo · Chromed
Chromé · Verchromt



Con variatore
With dimmer
Avec variateur
Mit Dimmer





3116 MELODY

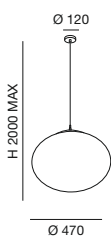
FLY DESIGN

STRUTTURA IN METALLO E VETRO SOFFIATO / METAL FRAME AND BLOWN GLASS
MONTURE EN METAL ET VERRE SOUFFLE / METALLGESTELL UND GEBLASENES GLAS







E27

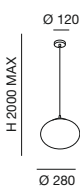
3116 SUSPENSION  E27 3X40W   



3116-45-138 Cromo · Chromed
Chromé · Verchromt

E27

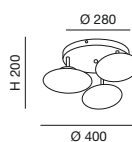
3116 SUSPENSION  E27 1X60W   



3116-44-138 Cromo · Chromed
Chromé · Verchromt

G9

3116 CEILING  G9 3X40W   



3116-61-138 Cromo · Chromed
Chromé · Verchromt



3116 MELODY

FLY DESIGN

STRUTTURA IN METALLO E VETRO SOFFIATO
METAL FRAME AND BLOWN GLASS
MONTURE EN METAL ET VERRE SOUFFLE
METALLGESTELL UND GEBLASENES GLAS



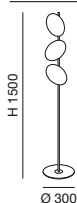


G9


3116 FLOOR

LED G9 3X40W

CE IP20



3116-10-138 Cromo · Chromed
Chromé · Verchromt

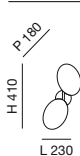
 Con interruttore
With switch
Avec interrupteur
Mit Schalter

G9

3116 WALL

LED G9 2X40W

CE IP20



3116-22-138 Cromo · Chromed
Chromé · Verchromt

G9

3116 TABLE

LED G9 2X40W

CE IP20




3116-30-138 Cromo · Chromed
Chromé · Verchromt

 Con interruttore
With switch
Avec interrupteur
Mit Schalter

3116 MELODY

FLY DESIGN

STRUTTURA IN METALLO E VETRO SOFFIATO / METAL FRAME AND BLOWN GLASS
MONTURE EN METAL ET VERRE SOUFFLE / METALLGESTELL UND GEBLASENES GLAS

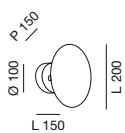


G9

3116 WALL

G9 1X40W

CE IP20



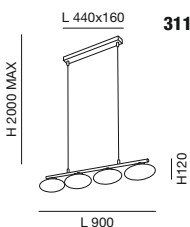
3116-21-138 Cromo · Chromed
Chromé · Verchromt

G9

3116 SUSPENSION

G9 4X40W

CE IP20



3116-49-138 Cromo · Chromed
Chromé · Verchromt




3116 MELODY

FLY DESIGN

STRUTTURA IN METALLO E VETRO SOFFIATO / METAL FRAME AND BLOWN GLASS
MONTURE EN METAL ET VERRE SOUFFLE / METALLGESTELL UND GEBLASENES GLAS



G9

3116 TABLE  G9 1X40W

CE  IP20  





3116-34-138 Cromo · Chromed
Chromé · Verchromt



Regolazione luce al tocco
Touch dimmer
Berührungslampe
Variateur sensitif



E27

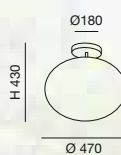
3116 CEILING  E27 1X60W CE 



3116-69-138 Cromo · Chromed
Chromé · Verchromt

E27

3116 CEILING  E27 3X40W CE 



3116-64-138 Cromo · Chromed
Chromé · Verchromt


3188 CLEVELAND

DESIGN DAVID DOLCINI

STRUTTURA IN METALLO E VETRO IN LASTRA / METAL FRAME AND PLATE GLASS

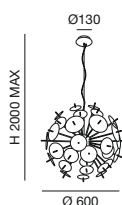
MONTURE EN METAL ET VERRE PLAT / METALLGESTELL UND GLASPLATTE





G9

3188 SUSPENSION G9 6X40W CE IP20



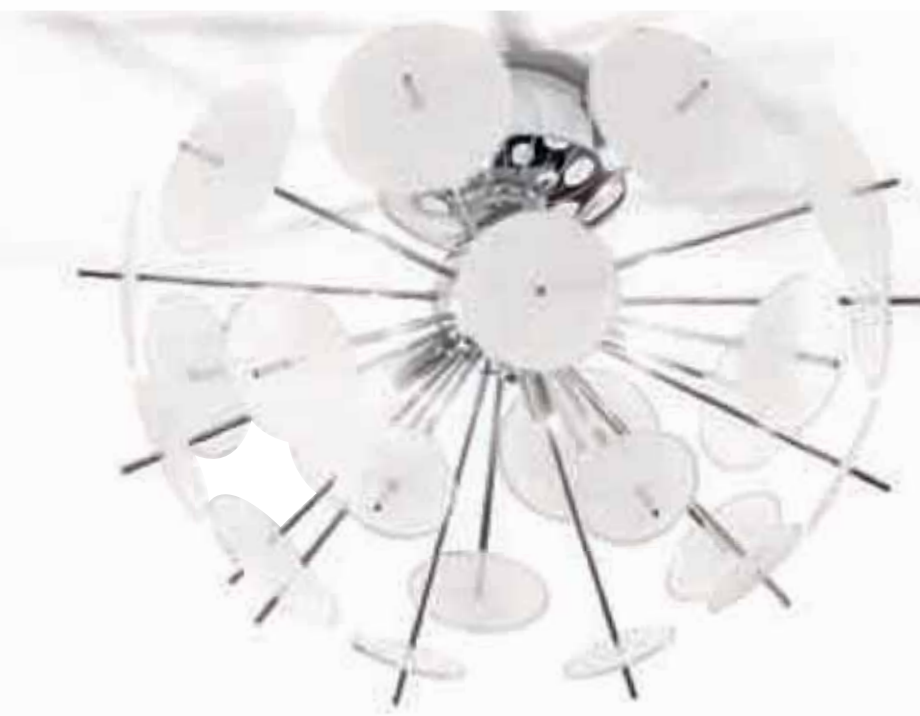
3188-40-102 Bianco · White · Blanc · Weiß

3188 CLEVELAND

DESIGN DAVID DOLCINI

STRUTTURA IN METALLO E VETRO IN LASTRA / METAL FRAME AND PLATE GLASS
MONTURE EN METAL ET VERRE PLAT / METALLGESTELL UND GLASPLATTE



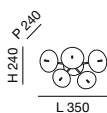


G9

3188 WALL

☛ G9 2X40W

CE IP20



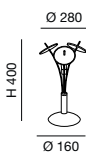
3188-21-102 Bianco · White · Blanc · Weiß

G9

3188 TABLE

☛ G9 1X40W

CE IP20



3188-30-102 Bianco · White · Blanc · Weiß



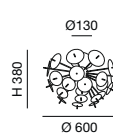
Con interruttore
With switch
Avec interrupteur
Mit Schalter

G9

3188 CEILING

☛ G9 4X40W

CE IP20






3188-65-102 Bianco · White · Blanc · Weiß

3086 LOWELL

DESIGN FEDERICA SUMAN

STRUTTURA IN METALLO E VETRO IN LASTRA, LED SOSTITUIBILE
METAL FRAME AND PLATE GLASS, REPLACEABLE LED
MONTURE EN METAL ET VERRE PLAT, LED REMPLAÇABLE
METALLGESTELL UND GLASPLATTE, LED ERSETZBAR

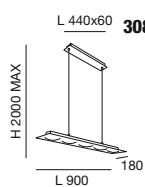




LED

3086 SUSPENSION LED WARM WHITE 30W 2400 lm CE IP20

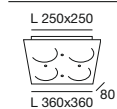
3086-40-102 Bianco · White · Blanc · Weiß



LED

3086 CEILING LED WARM WHITE 24W 1920 lm CE IP20

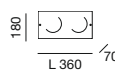
3086-61-102 Bianco · White · Blanc · Weiß



LED

3086 WALL LED WARM WHITE 12W 960 lm CE IP20

3086-21-102 Bianco · White · Blanc · Weiß



3086 LOWELL

DESIGN FEDERICA SUMAN

STRUTTURA IN METALLO E VETRO IN LASTRA, LED SOSTITUIBILE

METAL FRAME AND PLATE GLASS, REPLACEABLE LED

MONTURE EN METAL ET VERRE PLAT, LED REMPLAÇABLE

METALLGESTELL UND GLASPLATTE, LED ERSETZBAR



LED

3086 WALL

LED WARM WHITE 6W 480 lm CE ∇ IP20 \oplus



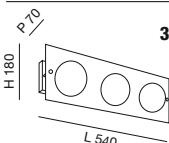
L 180x180

3086-20-102 Bianco · White · Blanc · Weiß

LED

3086 WALL

LED WARM WHITE 18W 1440 lm CE ∇ IP20 \oplus



L 540

3086-22-102 Bianco · White · Blanc · Weiß



3111 EOS

FLY DESIGN

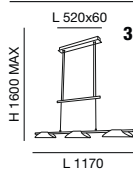
STRUTTURA IN METALLO E VETRO SOFFIATO
METAL FRAME AND BLOWN GLASS
MONTURE EN METAL ET VERRE SOUFFLE
METALLGESTELL UND GEBLASENES GLAS





LED

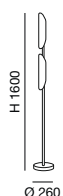
3111 SUSPENSION LED WARM WHITE 36W 3600 lm CE IP20



3111-49-178 Nichel satinato · Satined nickel
Nickel satiné · Nickel satiniert

LED

3111 FLOOR LED WARM WHITE 24W 2400 lm CE IP20

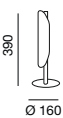


3111-10-178 Nichel satinato · Satined nickel
Nickel satiné · Nickel satiniert

 Con interruttore · With switch
Avec interrupteur · Mit Schalter

LED

3111 TABLE LED WARM WHITE 6W 600 lm CE IP20



3111-30-178 Nichel satinato · Satined nickel
Nickel satiné · Nickel satiniert

 Con interruttore · With switch
Avec interrupteur · Mit Schalter



3111 EOS

FLY DESIGN

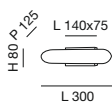
STRUTTURA IN METALLO E VETRO SOFFIATO / METAL FRAME AND BLOWN GLASS
MONTURE EN METAL ET VERRE SOUFFLE / METALLGESTELL UND GEBLASENES GLAS

FAMIGLIE FAMILIES



LED

3111 WALL LED WARM WHITE 12W 1200 lm CE IP20

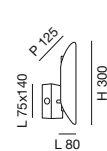


3111-22-178 Nichel satinato · Satined nickel
Nickel satiné · Nickel satiniert

 Con interruttore · With switch
Avec interrupteur · Mit Schalter

LED

3111 WALL LED WARM WHITE 12W 1200 lm CE IP20



3111-21-178 Nichel satinato · Satined nickel
Nickel satiné · Nickel satiniert

 Con interruttore · With switch
Avec interrupteur · Mit Schalter

2513 MORGANA 3194

DESIGN S.T. FABAS LUCE

STRUTTURA IN METALLO E VETRO SOFFIATO / METAL FRAME AND BLOWN GLASS
MONTURE EN METAL ET VERRE SOUFFLE / METALLGESTELL UND GEBLASENES GLAS



G9

3194 SUSPENSION  G9 10X40W

CE  IP20 




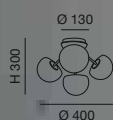




Ø 130

3194-50-138 Cromo · Chromed · Chromé · Verchromt

H 2000 max



Ø 530

**G9****3194 CEILING**  G9 4X40WCE  IP20  **3194-65-138** Cromo · Chromed
Chromé · Verchromt**LED****2513 TABLE**  LED WARM WHITE 5W 350 lm CE  IP20 **2513-31-138** Cromo Chromed
Chromé · Verchromt
2513-31-178 Nichel satinato · Satined nickel
Nickel satiné · Nickel satiniertCon interruttore
With switch
Avec interrupteur
Mit Schalter**G9****2513 TABLE**  G9 1X40WCE  IP20 **2513-30-119** Ottone satinato · Vetro ambra · Satined brass · Amber glass
Laiton satiné · Verre ambre · Messing satiniert · Glas amber
2513-30-138 Cromo · Vetro bianco · Chromed · White glass
Chromé · Verre blanc · Verchromt · Glas weiss
2513-30-171 Ruggine scuro · Vetro scavo · Dark rust colour · Scavo glass
Rouille foncé · Verre scavo · Dunkel rostfarbig · Scavo Glas
2513-30-178 Nichel satinato · Vetro bianco · Satined nickel · white glass
Nickel satiné · Verre blanc · Nickel satiniert · Glas weissRegolazione luce al tocco · Touch dimmer
Berührungslampe · Variateur sensitif

3117 SUNSET

FLY DESIGN

STRUTTURA IN METALLO E VETRO IN LASTRA / METAL FRAME AND PLATE GLASS
MONTURE EN METAL ET VERRE PLAT / METALLGESTELL UND GLASPLATTE



LED

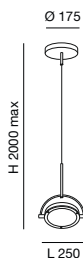
3117 WALL LED WARM WHITE 12W 1100 lm CE ∇ IP20 \oplus



3117-21-138 Cromo · Chromed
Chromè · Verchromt

LED

3117 SUSPENSION LED WARM WHITE 12W 1100 lm CE ∇ IP20 \oplus



3117-40-138 Cromo · Chromed
Chromè · Verchromt



3117 SUNSET

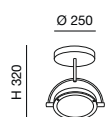
FLY DESIGN

STRUTTURA IN METALLO E VETRO IN LASTRA / METAL FRAME AND PLATE GLASS
MONTURE EN METAL ET VERRE PLAT / METALLGESTELL UND GLASPLATTE



LED

3117 CEILING LED WARM WHITE 12W 1100 lm CE ∇ IP20 \oplus

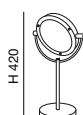


H 320

3117-61-138 Cromo · Chromed
Chromè · Verchromt

LED

3117 TABLE LED WARM WHITE 12W 1100 lm CE ∇ IP20 \boxplus



H 420

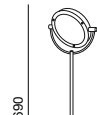
Ø 250

3117-30-138 Cromo · Chromed
Chromè · Verchromt

 Con interruttore · With switch
Avec interrupteur · Mit Schalter

LED

3117 FLOOR LED WARM WHITE 12W 1100 lm CE ∇ IP20 \boxplus



H 1690

Ø 250

3117-10-138 Cromo · Chromed
Chromè · Verchromt

 Con interruttore · With switch
Avec interrupteur · Mit Schalter





3112 GIPSY

DESIGN DAVID DOLCINI

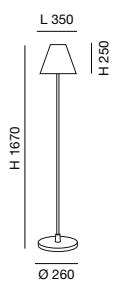
STRUTTURA IN METALLO / METAL FRAME
MONTURE EN METAL / METALLGESTELL

FAMIGLIE FAMILIES



LED

3112 FLOOR LED WARM WHITE 36W 3240 lm CE ∇ IP20



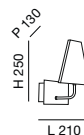
3112-10-212 Alluminio · Aluminium



Con interruttore · With switch
Avec interrupteur · Mit Schalter

LED

3112 WALL LED WARM WHITE 12W 1200 lm CE ∇ IP20



3112-21-212 Alluminio · Aluminium

3112 GIPSY

DESIGN DAVID DOLCINI

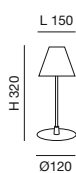
STRUTTURA IN METALLO / METAL FRAME
MONTURE EN METAL / METALLGESTELL





LED

3112 TABLE LED WARM WHITE 6W 600 lm CE ∇ IP20



3112-30-101 Nero · Black · Noir · Schwarz

3112-30-102 Bianco · White · Blanc · Weiß

3112-30-212 Alluminio · Aluminium



Con interruttore · With switch
Avec interrupteur · Mit Schalter

LED

3112 TABLE LED WARM WHITE 6W 600 lm CE ∇ IP20



3112-35-101 Nero · Black · Noir · Schwarz

3112-35-102 Bianco · White · Blanc · Weiß

3112-35-212 Alluminio · Aluminium



Con interruttore · With switch
Avec interrupteur · Mit Schalter



3112 GIPSY

DESIGN DAVID DOLCINI

STRUTTURA IN METALLO / METAL FRAME
MONTURE EN METAL / METALLGESTELL

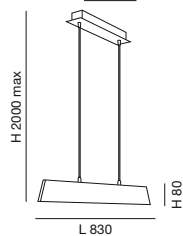
FAMIGLIE FAMILIES



LED

3112 SUSPENSION LED WARM WHITE 36W 3240 lm CE ∇ IP20 \oplus

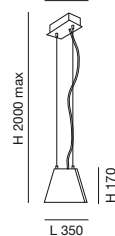
L 80x410 **3112-45-212** Alluminio · Aluminium



LED

3112 SUSPENSION LED WARM WHITE 36W 3240 lm CE ∇ IP20 \oplus

L 200x100 **3112-44-212** Alluminio · Aluminium



3192 MEXICO

FLY DESIGN

STRUTTURA IN METALLO E VETRO IN LASTRA / METAL FRAME AND PLATE GLASS
MONTURE EN METAL ET VERRE PLAT / METALLGESTELL UND GLASPLATTE



LED

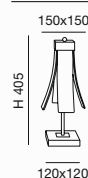
3192 WALL LED WARM WHITE 6W 480 lm CE IP20



3192-29-138 Cromo · Chromed
Chromè · Verchromt

LED

3192 TABLE LED WARM WHITE 6W 480 lm CE IP20



3192-30-138 Cromo · Chromed
Chromè · Verchromt



Con interruttore · With switch
Avec interrupteur · Mit Schalter



3192 MEXICO

FLY DESIGN

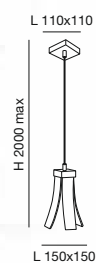
STRUTTURA IN METALLO E VETRO IN LASTRA / METAL FRAME AND PLATE GLASS
MONTURE EN METAL ET VERRE PLAT / METALLGESTELL UND GLASPLATTE





LED

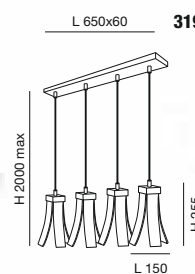
3192 SUSPENSION LED WARM WHITE 6W 480 lm CE ∇ IP20



3192-40-138 Cromo · Chromed
Chromè · Verchromt

LED

3192 SUSPENSION LED WARM WHITE 24W 1920 lm CE ∇ IP20



3192-49-138 Cromo · Chromed
Chromè · Verchromt

2981 URANIA



DESIGN S.T. FABAS LUCE

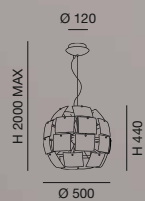
STRUTTURA IN METALLO E VETRO IN LASTRA / METAL FRAME AND PLATE GLASS
MONTURE EN METAL ET VERRE PLAT / METALLGESTELL UND GLASPLATTE



G9

2981 SUSPENSION  G9 6X40W



CE  IP20 



2981-40-102 Bianco · White · Blanc · Weiß
2981-40-212 Foglia argento · Silver leaf
Feuille argentée · Silbernes Blatt

G9

2981 SUSPENSION  G9 4X40W

CE  IP20 



2981-41-102 Bianco · White · Blanc · Weiß
2981-41-212 Foglia argento · Silver leaf
Feuille argentée · Silbernes Blatt



2981 URANIA

DESIGN S.T. FABAS LUCE

STRUTTURA IN METALLO E VETRO IN LASTRA / METAL FRAME AND PLATE GLASS
MONTURE EN METAL ET VERRE PLAT / METALLGESTELL UND GLASPLATTE

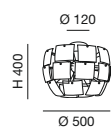


G9

2981 CEILING

G9 4X40W

CE V IP20



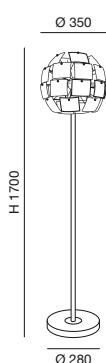
2981-65-102 Bianco · White · Blanc · Weiß
2981-65-212 Foglia argento · Silver leaf
Feuille argentée · Silbernes Blatt

G9

2981 FLOOR

G9 4X40W

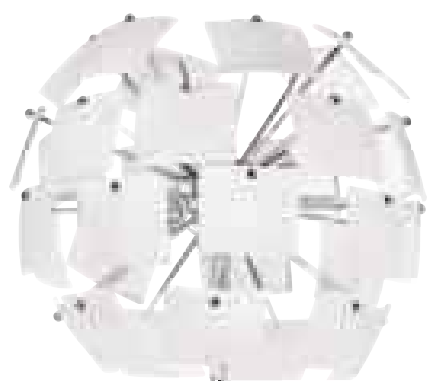
CE V IP20



2981-10-102 Bianco · White · Blanc · Weiß
2981-10-212 Foglia argento · Silver leaf
Feuille argentée · Silbernes Blatt



Con variatore · With dimmer
Avec variateur · Mit Dimmer





2981 URANIA

FAMIGLIE FAMILIES

DESIGN S.T. FABAS LUCE

STRUTTURA IN METALLO E VETRO IN LASTRA / METAL FRAME AND PLATE GLASS
MONTURE EN METAL ET VERRE PLAT / METALLGESTELL UND GLASPLATTE

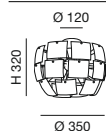


G9

2981 CEILING

LED G9 3X40W

CE IP20



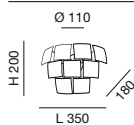
2981-61-102 Bianco · White · Blanc · Weiß
2981-61-212 Foglia argento · Silver leaf
Feuille argentée · Silbernes Blatt

G9

2981 WALL

LED G9 2X40W

CE IP20



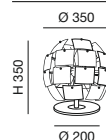
2981-21-102 Bianco · White · Blanc · Weiß
2981-21-212 Foglia argento · Silver leaf
Feuille argentée · Silbernes Blatt

G9

2981 TABLE

LED G9 2X40W

CE IP20



2981-30-102 Bianco · White · Blanc · Weiß
2981-30-212 Foglia argento · Silver leaf
Feuille argentée · Silbernes Blatt



Con interruttore
With switch
Avec interrupteur
Mit Schalter

2980 ORIONE

DESIGN S.T. FABAS LUCE

STRUTTURA IN METALLO E VETRO / METAL FRAME AND GLASS
MONTURE EN METAL ET VERRE / METALLGESTELL UND GLAS



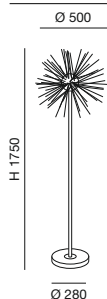


G9

2980 FLOOR

LED G9 4X40W

CE IP20



- 2980-10-125** Ambra · Amber
Ambre · Amber
- 2980-10-241** Trasparente · Transparent
Transparent · Transparent
- 2980-10-267** Viola · Purple
Violette · Violet

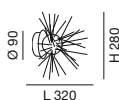
 Con variatore · With dimmer
Avec variateur · Mit Dimmer

G9

2980 WALL

LED G9 3X40W

CE IP20



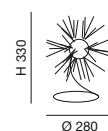
- 2980-21-125** Ambra · Amber
Ambre · Amber
- 2980-21-241** Trasparente · Transparent
Transparent · Transparent
- 2980-21-267** Viola · Purple
Violette · Violet

G9

2980 TABLE

LED G9 1X40W

CE IP20



- 2980-30-125** Ambra · Amber
Ambre · Amber
- 2980-30-241** Trasparente · Transparent
Transparent · Transparent
- 2980-30-267** Viola · Purple
Violette · Violet

 Con interruttore
With switch
Avec interrupteur
Mit Schalter

2980 ORIONE

DESIGN S.T. FABAS LUCE

STRUTTURA IN METALLO E VETRO / METAL FRAME AND GLASS
MONTURE EN METAL ET VERRE / METALLGESTELL UND GLAS






G9

2980 SUSPENSION G9 3X40W

CE



- 2980-41-125** Ambra · Amber
Ambre · Amber
- 2980-41-241** Trasparente · Transparent
Transparent · Transparent
- 2980-41-267** Viola · Purple
Violette · Violett

G9

2980 SUSPENSION G9 9X40W

CE




- 2980-47-125** Ambra · Amber
Ambre · Amber
- 2980-47-241** Trasparente · Transparent
Transparent · Transparent
- 2980-47-267** Viola · Purple
Violette · Violett

2980 ORIONE

DESIGN S.T. FABAS LUCE

STRUTTURA IN METALLO E VETRO / METAL FRAME AND GLASS
MONTURE EN METAL ET VERRE / METALLGESTELL UND GLAS





G9

2980 SUSPENSION LED G9 6X40W

CE

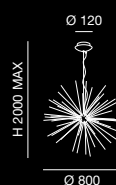


- 2980-40-125** Ambra · Amber
Ambre · Amber
- 2980-40-241** Trasparente · Transparent
Transparent · Transparent
- 2980-40-267** Viola · Purple
Violette · Violett

G9

2980 SUSPENSION LED G9 9X40W

CE



- 2980-45-125** Ambra · Amber
Ambre · Amber
- 2980-45-241** Trasparente · Transparent
Transparent · Transparent
- 2980-45-267** Viola · Purple
Violette · Violett

2980 ORIONE

DESIGN S.T. FABAS LUCE

STRUTTURA IN METALLO E VETRO / METAL FRAME AND GLASS
MONTURE EN METAL ET VERRE / METALLGESTELL UND GLAS




G9

2980 CEILING

LED G9 4X40W



CE ∇ IP20 \oplus \otimes

H 400
Ø 120

Ø 520

2980-66-125 Ambra · Amber
Ambre · Amber

2980-66-241 Trasparente · Transparent
Transparent · Transparent

2980-66-267 Viola · Purple
Violette · Violett



2928 CARLOTTA LED

FLY DESIGN

STRUTTURA IN ALLUMINIO E POLICARBONATO
LUCE SUPERIORE INDIRECTA CON INTERRUTTORE 3000 LM
LUCE LATERALE DIFFUSA CON DIMMER 2200 LM

ALUMINIUM AND POLYCARBONATE FRAME
INDIRECT UPPER LIGHT WITH SWITCH 3000 LM
DIFFUSED LATERAL LIGHT WITH DIMMER 2200 LM

STRUCTURE EN ALUMINIUM ET POLYCARBONATE
LUMIERE INDIRECTE SUPERIEURE AVEC INTERRUPTEUR 3000 LM
LUMIERE LATERALE DIFFUSEE AVEC VARIATEUR 2200 LM

ALUMINIUM- UND POLYCARBONATSTRUKTUR
INDIREKTES OBERLICHT MIT SCHALTER 3000 LM
SEITLICHE BELEUCHTUNG MIT DIMMER 2200 LM



LED

2928 FLOOR

LED WARM WHITE 32W 2200 Lm + 32 W 3000 Lm CE IP20



2928-13-101 Nero · Black · Noir · Schwarz

2928-13-102 Bianco · White · Blanc · Weiß



Con variatore · With dimmer
Avec variateur · Mit Dimmer



Con interruttore · With switch
Avec interrupteur · Mit Schalter





3234 HARVEY LED

DESIGN S.T. FABAS LUCE

STRUTTURA IN ALLUMINIO
ALUMINIUM FRAME
STRUCTURE EN ALUMINIUM
ALUMINIUMSTRUKTUR

FAMIGLIE FAMILIES



LED

3234 FLOOR  LED WARM WHITE 32W 3000 lm   IP20 



3234-13-101 Nero · Black · Noir · Schwarz

3234-13-102 Bianco · White · Blanc · Weiß



Con variatore · With dimmer
Avec variateur · Mit Dimmer

3200 BRADDY

DESIGN S.T. FABAS LUCE

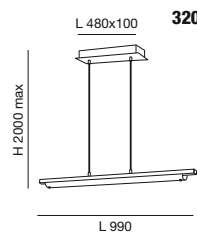
STRUTTURA IN METALLO E VETRO BOROSILICATO / METAL FRAME AND BORON-SILICATE GLASS
MONTURE EN METAL ET VERRE BOROSILICATÉ / METALLGESTELL UND BORSILICATGLAS





LED

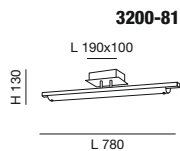
3200 SUSPENSION LED WARM WHITE 25W 2250 lm CE IP20



3200-49-178 Nichel satinato · Satined nickel
Nickel satiné · Nickel satiniert

LED

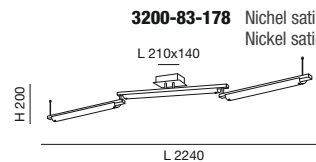
3200 SPOT LED WARM WHITE 20W 1800 lm CE IP20



3200-81-178 Nichel satinato · Satined nickel
Nickel satiné · Nickel satiniert

LED

3200 SPOT LED WARM WHITE 60W 5400 lm CE IP20



3200-83-178 Nichel satinato · Satined nickel
Nickel satiné · Nickel satiniert

3168 BRERA TOUCH

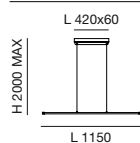
DESIGN S.T. FABAS LUCE

STRUTTURA IN ALLUMINIO / ALUMINIUM FRAME
MONTURE EN ALUMINIUM / ALUMINIUMGESTELL




LED

3168 SUSPENSION  LED WARM WHITE 27W 2000 lm  

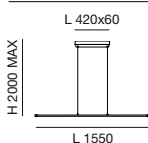


3168-40-333 Alluminio anodizzato naturale
Natural anodized aluminium
Effacer aluminium anodisé
Klare eloxiertem Aluminium


 Regolazione luce al tocco
Touch dimmer
Berührungslampe
Variateur sensitif

LED

3168 SUSPENSION  LED WARM WHITE 37W 2700 lm  



3168-45-333 Alluminio anodizzato naturale
Natural anodized aluminium
Effacer aluminium anodisé
Klare eloxiertem Aluminium

 Regolazione luce al tocco
Touch dimmer
Berührungslampe
Variateur sensitif



3183 TWEED

FLY DESIGN

STRUTTURA IN METALLO / METAL FRAME
MONTURE EN METAL / METALLGESTELL



E14**3183 TABLE**

E14 1X40W

CE IP20



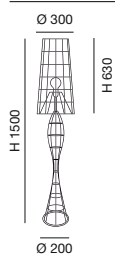
3183-30-138 Cromo · Chromed
Chromé · Verchromt

Con interruttore
With switch
Avec interrupteur
Mit Schalter

E27**3183 FLOOR**

E27 1X60W

CE IP20



3183-10-138 Cromo · Chromed
Chromé · Verchromt

Con interruttore
With switch
Avec interrupteur
Mit Schalter



3183 TWEED

FLY DESIGN

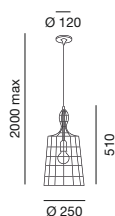
STRUTTURA IN METALLO / METAL FRAME
MONTURE EN METAL / METALLGESTELL



E27

3183 SUSPENSION  E27 1X60W

CE  IP20 

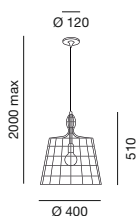


3183-44-138 Cromo · Chromed
Chromé · Verchromt

E27

3183 SUSPENSION  E27 1X60W

CE  IP20 

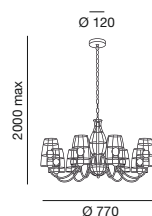


3183-45-138 Cromo · Chromed
Chromé · Verchromt

E14

3183 SUSPENSION  E14 8X40W

CE  IP20 



3183-58-138 Cromo · Chromed
Chromé · Verchromt





3182 KERA

FLY DESIGN



STRUTTURA IN METALLO / METAL FRAME
MONTURE EN METAL / METALLGESTELL

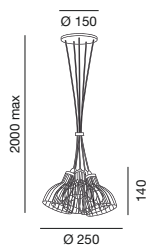
FAMIGLIE FAMILIES



E14

3182 SUSPENSION  E14 5X40W

CE  IP20 



3182-48-138 Cromo · Chromed
Chromé · Verchromt

3182 KERA

FLY DESIGN

STRUTTURA IN METALLO / METAL FRAME

MONTURE EN METAL / METALLGESTELL



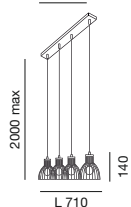
E14

3182 SUSPENSION ✕ E14 4X40W

CE  IP20 

L 650x60

3182-49-138 Cromo · Chromed
Chromé · Verchromt





2994 STICK


DESIGN S.T. FABAS LUCE

STRUTTURA IN METALLO E VETRO IN LASTRA / METAL FRAME AND PLATE GLASS
MONTURE EN METAL ET VERRE PLAT / METALLGESTELL UND GLASPLATTE



E27

2994 CEILING

 E27 3X40W

CE  IP20 




Ø 500

P 145

2994-64-138 Cromo · Chromed
Chromé · Verchromt

E27

2994 CEILING

 E27 2X60W


CE  IP20 







Ø 400

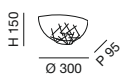
P 130

2994-65-138 Cromo · Chromed
Chromé · Verchromt







E27

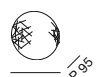
2994 WALL  E27 1X60W   IP20 



2994-21-138 Cromo · Chromed
Chromé · Verchromt





E27

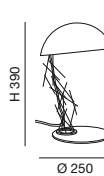
2994 CEILING  E27 1X60W   IP20 



2994-61-138 Cromo · Chromed
Chromé · Verchromt

E27

2994 TABLE  E27 1X60W   IP20 



2994-30-138 Cromo · Chromed
Chromé · Verchromt

 Con interruttore
With switch
Avec interrupteur
Mit Schalter



2921 KUBO

FLY DESIGN

STRUTTURA IN METALLO E VETRO SOFFIATO / METAL FRAME AND BLOWN GLASS
MONTURE EN METAL ET VERRE SOUFFLE / METALLGESTELL UND GEBLASENES GLAS

FAMIGLIE FAMILIES



E14

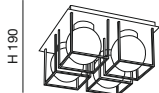
2921 CEILING

✕ E14 4X40W

CE IP20

L 320x320

2921-61-138 Cromo · Chromed
Chromé · Verchromt



E14

2921 TABLE

✕ E14 1X40W

CE IP20

H 165



L 175x175

2921-30-138 Cromo · Chromed
Chromé · Verchromt



Con interruttore
With switch
Avec interrupteur
Mit Schalter






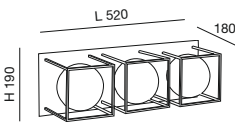


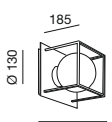
2921 KUBO

FLY DESIGN

STRUTTURA IN METALLO E VETRO SOFFIATO / METAL FRAME AND BLOWN GLASS
MONTURE EN METAL ET VERRE SOUFFLE / METALLGESTELL UND GEBLASENES GLAS

FAMIGLIE FAMILIES



	2921 WALL	 E14 3X40W	CE 
	2921-23-138	Cromo · Chromed Chromé · Verchromt	
		2921 WALL	 E14 1X40W
		2921-21-138	Cromo · Chromed Chromé · Verchromt

3136 MATE

ALHAMBRETTO DESIGN

STRUTTURA IN METALLO E POLICARBONATO / METAL AND POLYCARBONATE FRAME
STRUCTURE EN METAL ET POLYCARBONATE / METALL- UND POLYCARBONATSTRUKTUR



E27

3136 CEILING

 E27 1X60W

CE  IP20

Ø 120
H 270
Ø 350





H 230

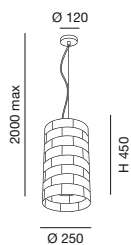
3136-61-102 Bianco · White · Blanc · Weiß





E27

3136 SUSPENSION  E27 1X60W CE 

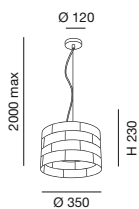
3136-44-102 Bianco · White · Blanc · Weiß





E27

3136 SUSPENSION  E27 1X60W CE 

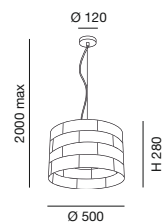
3136-40-102 Bianco · White · Blanc · Weiß



E27

3136 SUSPENSION  E27 1X60W CE 

3136-45-102 Bianco · White · Blanc · Weiß



3136 MATE

ALHAMBRETTO DESIGN

STRUTTURA IN METALLO E POLICARBONATO / METAL AND POLYCARBONATE FRAME
STRUCTURE EN METAL ET POLYCARBONATE / METALL- UND POLYCARBONATSTRUKTUR





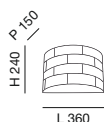
3136 MATE

ALHAMBRETTO DESIGN

STRUTTURA IN METALLO E POLICARBONATO / METAL AND POLYCARBONATE FRAME
STRUCTURE EN METAL ET POLYCARBONATE / METALL- UND POLYCARBONATSTRUKTUR

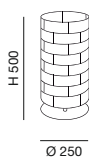


E27
3136 WALL  E27 1X60W   



3136-21-102 Bianco · White · Blanc · Weiß

E27
3136 TABLE  E27 1X60W   

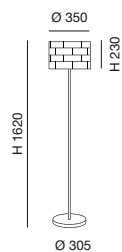


3136-35-102 Bianco · White · Blanc · Weiß



Con interruttore
With switch
Avec interrupteur
Mit Schalter

E27
3136 FLOOR  E27 1X60W   



3136-10-102 Bianco · White · Blanc · Weiß



Con interruttore
With switch
Avec interrupteur
Mit Schalter



2742 KERRY

FLY DESIGN

STRUTTURA IN METALLO E VETRO SOFFIATO / METAL FRAME AND BLOWN GLASS
MONTURE EN METAL ET VERRE SOUFFLE / METALLGESTELL UND GEBLASENES GLAS

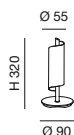


G9


2742 TABLE

G9 1X40W

CE IP20



2742-30-178 Nichel satinato
Satinéd nickel
Nickel satiné
Nickel satiniert

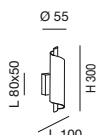
 Con interruttore
With switch
Avec interrupteur
Mit Schalter

G9

2742 WALL

G9 1X60W

CE IP20



2742-21-178 Nichel satinato
Satinéd nickel
Nickel satiné
Nickel satiniert

 Con interruttore
With switch
Avec interrupteur
Mit Schalter

**G9****2742 FLOOR**

G9 4X60W

CE IP20

2742-10-178 Nichel satinato
 Satined nickel
 Nickel satiné
 Nickel satiniert



Con variatore · With dimmer
 Avec variateur · Mit Dimmer

**G9****2742 CEILING**

G9 5X40W

CE IP20

2742-66-178 Nichel satinato
 Satined nickel
 Nickel satiné
 Nickel satiniert



2742 KERRY

FLY DESIGN

STRUTTURA IN METALLO E VETRO SOFFIATO / METAL FRAME AND BLOWN GLASS
MONTURE EN METAL ET VERRE SOUFFLE / METALLGESTELL UND GEBLASENES GLAS

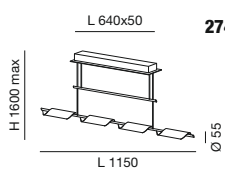




G4

2742 SUSPENSION

LED G4 8X20W (12V) CE IP20

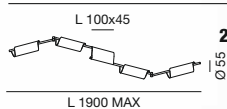


2742-49-178 Nichel satinato
Satined nickel
Nickel satiné
Nickel satiniert

G9

2742 CEILING

LED G9 4X40W CE IP20

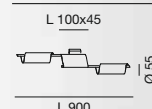


2742-84-178 Nichel satinato
Satined nickel
Nickel satiné
Nickel satiniert

G9

2742 CEILING

LED G9 2X60W CE IP20



2742-82-178 Nichel satinato
Satined nickel
Nickel satiné
Nickel satiniert

2753 DIANA

DESIGN S.T. FABAS LUCE

STRUTTURA IN METALLO E VETRO SOFFIATO / METAL FRAME AND BLOWN GLASS
MONTURE EN METAL ET VERRE SOUFFLE / METALLGESTELL UND GEBLASENES GLAS

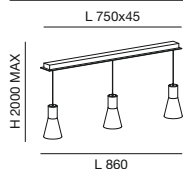


E27

2753 SUSPENSION

✕ E27 3X60W

CE IP20



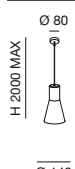
2753-47-138 Cromo · Chromed
Chromé · Verchromt

E27

2753 SUSPENSION

✕ E27 1X60W

CE IP20



2753-40-138 Cromo · Chromed
Chromé · Verchromt

E27

2753 SUSPENSION

✕ E27 1X60W

CE IP20



2753-45-138 Cromo · Chromed
Chromé · Verchromt



E27

2753 SUSPENSION

✂ E27 2X60W

CE V IP20 ⊕

L 580x45

2753-46-138 Cromo · Chromed
Chromé · Verchromt

H 2000 MAX



L 660

2918 CAP

DESIGN S.T. FABAS LUCE

STRUTTURA IN METALLO E VETRO SOFFIATO / METAL FRAME AND BLOWN GLASS
MONTURE EN METAL ET VERRE SOUFFLE / METALLGESTELL UND GEBLASENES GLAS



E27

2918 WALL

✕ E27 2X60W

CE  IP20 



2918-21-138 Cromo · Chromed
Chromé · Verchromt

E27

2918 SUSPENSION

✕ E27 1X75W

CE  IP20 



2918-40-138 Cromo · Chromed
Chromé · Verchromt



2664 ARAN

FLY DESIGN

STRUTTURA IN METALLO E VETRO BOROSILICATO / METAL FRAME AND BORON-SILICATE GLASS
MONTURE EN METAL ET VERRE BOROSILICATÉ / METALLGESTELL UND BORSILICATGLAS



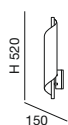
R7s

2664 WALL

↔ R7s 1X150W

CE ∇ IP20 \oplus

L 80



2664-21-178 Nichel satinato
Satinéd nickel
Nickel satiné
Nickel satiniert



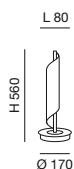


R7s

2664 TABLE

↔ R7s 1X150W

CE IP20



2664-30-178 Nichel satinato
Satined nickel
Nickel satiné
Nickel satiniert



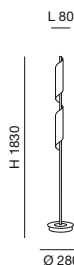
Con variatore · With dimmer
Avec variateur · Mit Dimmer

R7s

2664 FLOOR

↔ R7s 2X150W

CE IP20



2664-10-178 Nichel satinato
Satined nickel
Nickel satiné
Nickel satiniert



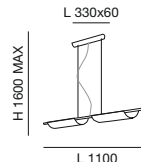
Con variatore · With dimmer
Avec variateur · Mit Dimmer

R7s

2664 SUSPENSION

↔ R7s 2X150W

CE IP20



2664-46-178 Nichel satinato
Satined nickel
Nickel satiné
Nickel satiniert





2476 ALEXIA

FLY DESIGN

STRUTTURA IN METALLO E VETRO SOFFIATO / METAL FRAME AND BLOWN GLASS
MONTURE EN METAL ET VERRE SOUFFLE / METALLGESTELL UND GEBLASENES GLAS







E27

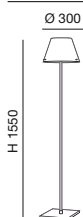
2476 SUSPENSION  E27 1X100W   



2476-45-178 Nichel satinato
Satinéd nickel
Nickel satiné
Nickel satiniert

E27

2476 FLOOR  E27 1X100W   



2476-10-178 Nichel satinato
Satinéd nickel
Nickel satiné
Nickel satiniert

 Con variatore · With dimmer
Avec variateur · Mit Dimmer

**G9****2476 WALL**

G9 1X60W

CE IP20



2476-20-178 Nichel satinato
Satined nickel
Nickel satiné
Nickel satiniert

 Con variatore · With dimmer
Avec variateur · Mit Dimmer

E27**2476 TABLE**

E27 1X100W

CE IP20



2476-35-178 Nichel satinato
Satined nickel
Nickel satiné
Nickel satiniert

 Con variatore · With dimmer
Avec variateur · Mit Dimmer

2885 OPLÀ

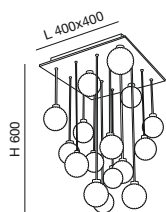
FLY DESIGN

STRUTTURA IN METALLO / METAL FRAME
MONTURE EN METAL / METALLGESTELL



**G4****2885 SUSPENSION** G4 16X20W (12V)

CE



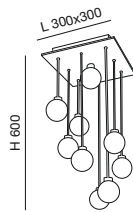
2885-44-241 Trasparente con griglia - Vetro borosilicato
Transparent with grid - Boron-silicate glass
Boule grillagée - Verre borosilicaté
Transparent mit metallkörbchen - Borsilicatglas

2885-44-258 Bianco a righe - Vetro soffiato
White strips - Blown glass
Blanc patiné - Verre soufflé
Weiß gewischt - Geblasenes Glas

L 480x480

G4**2885 SUSPENSION** G4 9X20W (12V)

CE



2885-40-241 Trasparente con griglia - Vetro borosilicato
Transparent with grid - Boron-silicate glass
Boule grillagée - Verre borosilicaté
Transparent mit metallkörbchen - Borsilicatglas

2885-40-258 Bianco a righe - Vetro soffiato
White strips - Blown glass
Blanc patiné - Verre soufflé
Weiß gewischt - Geblasenes Glas

L 360x360

2885 OPLÀ

FLY DESIGN

STRUTTURA IN METALLO / METAL FRAME
MONTURE EN METAL / METALLGESTELL



G9

2885 TABLE

G9 1X40W

CE IP20



2885-30-241 Trasparente con griglia - Vetro borosilicato
Transparent with grid - Boron-silicate glass
Boule grillagée - Verre borosilicaté
Transparent mit metallkörnchen - Borsilicatglas

2885-30-258 Bianco a righe - Vetro soffiato
White strips - Blown glass
Blanc patiné - Verre soufflé
Weiß gewischt - Geblasenes Glas

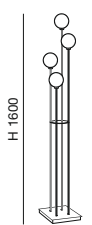


Regolazione luce al tocco · Touch dimmer
Berührungslampe · Variateur sensitif

**G9****2885 FLOOR**

G9 4X40W

CE IP20



L 250x250

2885-10-241 Trasparente con griglia - Vetro borosilicato
Transparent with grid - Boron-silicate glass
Boule grillagée - Verre borosilicaté
Transparent mit Metallkörnchen - Borsilicatglas

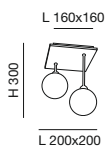
2885-10-258 Bianco a righe - Vetro soffiato
White strips - Blown glass
Blanc patiné - Verre soufflé
Weiß gewischt - Geblasenes Glas



Con variatore · With dimmer
Avec variateur · Mit Dimmer

G9**2885 CEILING** G9 2X40W

CE IP20



L 200x200

2885-62-241 Trasparente con griglia - Vetro borosilicato
Transparent with grid - Boron-silicate glass
Boule grillagée - Verre borosilicaté
Transparent mit Metallkörnchen - Borsilicatglas

2885-62-258 Bianco a righe - Vetro soffiato
White strips - Blown glass
Blanc patiné - Verre soufflé
Weiß gewischt - Geblasenes Glas

2885 OPLÀ

FLY DESIGN

STRUTTURA IN METALLO / METAL FRAME
MONTURE EN METAL / METALLGESTELL



G9

2885 TABLE

G9 1X40W

CE IP20

H 160



L 100x100

2885-34-241 Trasparente con griglia - Vetro borosilicato
Transparent with grid - Boron-silicate glass
Boule grillagée - Verre borosilicaté
Transparent mit metallkörbchen - Borsilicatglas

2885-34-258 Bianco a righe - Vetro soffiato
White strips - Blown glass
Blanc patiné - Verre soufflé
Weiß gewischt - Geblasenes Glas

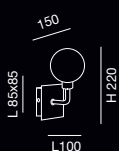


Regolazione luce al tocco · Touch dimmer
Berührungslampe · Variateur sensitif

**G9****2885 WALL**

G9 1X40W

CE IP20



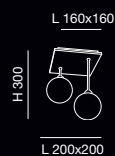
2885-22-241 Trasparente con griglia - Vetro borosilicato
 Transparent with grid - Boron-silicate glass
 Boule grillagée - Verre borosilicaté
 Transparent mit Metallkörnchen - Borsilicatglas

2885-22-258 Bianco a righe - Vetro soffiato
 White strips - Blown glass
 Blanc patiné - Verre soufflé
 Weiß gewischt - Geblasenes Glas

G9**2885 CEILING**

G9 2X40W

CE IP20



2885-62-241 Trasparente con griglia - Vetro borosilicato
 Transparent with grid - Boron-silicate glass
 Boule grillagée - Verre borosilicaté
 Transparent mit Metallkörnchen - Borsilicatglas

2885-62-258 Bianco a righe - Vetro soffiato
 White strips - Blown glass
 Blanc patiné - Verre soufflé
 Weiß gewischt - Geblasenes Glas

2960 DOROTEA

FLY DESIGN

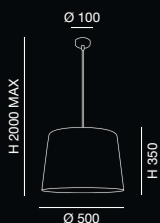
STRUTTURA IN METALLO E TESSUTO / METAL FRAME AND FABRIC
MONTURE EN METAL ET ABAT JOUR TISSU / METALLGESTELL UND STOFF



E27

2960 SUSPENSION ✕ E27 1X100W

CE IP20



- 2960-45-273** Beige plissettato · Beige pleated
Beige plissé · Plissee beige
- 2960-45-274** Marrone plissettato · Brown pleated
Marron plissé · Plissee braun
- 2960-45-276** Bianco plissettato · White pleated
Blanc plissé · Plissee weiß





2960 DOROTEA

FLY DESIGN



STRUTTURA IN METALLO E TESSUTO / METAL FRAME AND FABRIC
MONTURE EN METAL ET ABAT JOUR TISSU / METALLGESTELL UND STOFF

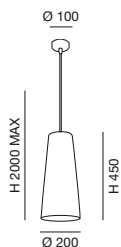
FAMIGLIE FAMILIES



E27

2960 SUSPENSION  E27 1X60W



CE  IP20 

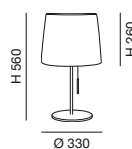


- 2960-40-273** Beige plissettato · Beige pleated
Beige plissé · Plissee beige
- 2960-40-274** Marrone plissettato · Brown pleated
Marron plissé · Plissee braun
- 2960-40-276** Bianco plissettato · White pleated
Blanc plissé · Plissee weiß

E27

2960 TABLE  E27 1X60W

CE  IP20 



- 2960-30-273** Beige plissettato · Beige pleated
Beige plissé · Plissee beige
- 2960-30-274** Marrone plissettato · Brown pleated
Marron plissé · Plissee braun
- 2960-30-276** Bianco plissettato · White pleated
Blanc plissé · Plissee weiß



Con interruttore · With switch
Avec interrupteur · Mit Schalter

2960 DOROTEA

FLY DESIGN

STRUTTURA IN METALLO E TESSUTO / METAL FRAME AND FABRIC
MONTURE EN METAL ET ABAT JOUR TISSU / METALLGESTELL UND STOFF

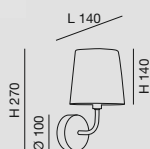


E14

2960 WALL

✕ E14 1X40W

CE IP20



2960-21-273 Beige plissettato · Beige pleated
Beige plissé · Plissee beige

2960-21-274 Marrone plissettato · Brown pleated
Marron plissé · Plissee braun

2960-21-276 Bianco plissettato · White pleated
Blanc plissé · Plissee weiß

**E27****2960 CEILING**

E27 2X60W

CE IP20



- 2960-65-273** Beige plissettato · Beige pleated
Beige plissé · Plissee beige
- 2960-65-274** Marrone plissettato · Brown pleated
Marron plissé · Plissee braun
- 2960-65-276** Bianco plissettato · White pleated
Blanc plissé · Plissee weiß

E27**2960 CEILING**

E27 2X60W

CE IP20



- 2960-60-273** Beige plissettato · Beige pleated
Beige plissé · Plissee beige
- 2960-60-274** Marrone plissettato · Brown pleated
Marron plissé · Plissee braun
- 2960-60-276** Bianco plissettato · White pleated
Blanc plissé · Plissee weiß

2960 DOROTEA

FLY DESIGN

STRUTTURA IN METALLO E TESSUTO / METAL FRAME AND FABRIC
MONTURE EN METAL ET ABAT JOUR TISSU / METALLGESTELL UND STOFF



**E27****2960 WALL**

E27 1X40W

CE IP20

H 160



Ø 500

2960-22-273 Beige plissettato · Beige pleated
Beige plissé · Plissee beige

2960-22-274 Marrone plissettato · Brown pleated
Marron plissé · Plissee braun

2960-22-276 Bianco plissettato · White pleated
Blanc plissé · Plissee weiß

E27 LED**2960 WALL**

E27 1X40W + LED 2X1W

CE IP20

H 420



Ø 500

2960-23-273 Beige plissettato · Beige pleated
Beige plissé · Plissee beige

2960-23-274 Marrone plissettato · Brown pleated
Marron plissé · Plissee braun

2960-23-276 Bianco plissettato · White pleated
Blanc plissé · Plissee weiß

2960 DOROTEA

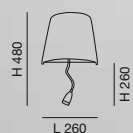
FLY DESIGN

STRUTTURA IN METALLO E TESSUTO / METAL FRAME AND FABRIC
MONTURE EN METAL ET ABAT JOUR TISSU / METALLGESTELL UND STOFF



E27 LED

2960 WALL  E27 1X40W +  LED 1X1W  



- 2960-24-273** Beige plissettato · Beige pleated
Beige plissé · Plissee beige
- 2960-24-274** Marrone plissettato · Brown pleated
Marron plissé · Plissee braun
- 2960-24-276** Bianco plissettato · White pleated
Blanc plissé · Plissee weiß

E27

2960 WALL  E27 1X40W  



- 2960-20-273** Beige plissettato · Beige pleated
Beige plissé · Plissee beige
- 2960-20-274** Marrone plissettato · Brown pleated
Marron plissé · Plissee braun
- 2960-20-276** Bianco plissettato · White pleated
Blanc plissé · Plissee weiß

**E27****2960 FLOOR**

E27 1X100W

CE IP20

**2960-10-273** Beige plissettato · Beige pleated
Beige plissé · Plissee beige**2960-10-274** Marrone plissettato · Brown pleated
Marron plissé · Plissee braun**2960-10-276** Bianco plissettato · White pleated
Blanc plissé · Plissee weißCon interruttore · With switch
Avec interrupteur · Mit Schalter

3202 BURT

DESIGN S.T. FABAS LUCE

STRUTTURA IN METALLO E CEMENTO / METAL FRAME AND CEMENT
MONTURE EN METAL ET BETON / METALLGESTELL UND BETON

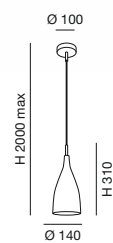


E27

3202 SUSPENSION  E27 1X42W

CE  IP20 

3202-40-131 Grigio · Grey · Gris · Grau





3203 TUX



DESIGN S.T. FABAS LUCE

STRUTTURA IN METALLO E CEMENTO / METAL FRAME AND CEMENT
MONTURE EN METAL ET BETON / METALLGESTELL UND BETON

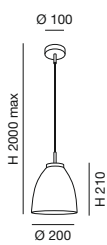




E27

3203 SUSPENSION  E27 1X42W CE 

3203-40-131 Grigio · Grey · Gris · Grau



3160 ATON

DESIGN S.T. FABAS LUCE

STRUTTURA IN METALLO / METAL FRAME
MONTURE EN METAL / METALLGESTELL




E27

3160 SUSPENSION  E27 1X60W



CE  IP20 

3160-40-102 Bianco · White · Blanc · Weiß
3160-40-251 Marrone scuro · Dark brown
Marron foncé · Dunkelbraun



E27

3160 SUSPENSION  E27 1X60W

CE  IP20 

3160-45-102 Bianco · White · Blanc · Weiß
3160-45-251 Marrone scuro · Dark brown
Marron foncé · Dunkelbraun



3161 LODGE




DESIGN S.T. FABAS LUCE

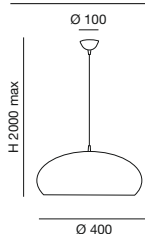
STRUTTURA IN METALLO / METAL FRAME
MONTURE EN METAL / METALLGESTELL

FAMIGLIE FAMILIES






E27

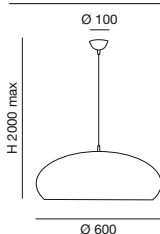
3161 SUSPENSION  E27 1X60W  



3161-40-102 Bianco · White · Blanc · Weiß
3161-40-251 Marrone scuro · Dark brown
Marron foncé · Dunkelbraun

E27

3161 SUSPENSION  E27 1X60W  



3161-45-102 Bianco · White · Blanc · Weiß
3161-45-251 Marrone scuro · Dark brown
Marron foncé · Dunkelbraun

3198 BONG

DESIGN S.T. FABAS LUCE

STRUTTURA IN METALLO E VETRO SOFFIATO

METAL FRAME AND BLOWN GLASS


MONTURE EN METAL ET VERRE SOUFFLE

METALLGESTELL UND GEBLASENES GLAS



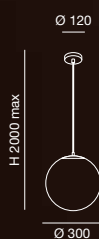
E27

3198 SUSPENSION

 E27 1X60W

CE 

3198-44-102 Bianco · White · Blanc · Weiß



E27

3198 SUSPENSION

 E27 3X40W

CE 

3198-45-102 Bianco · White · Blanc · Weiß








3212 BRIG

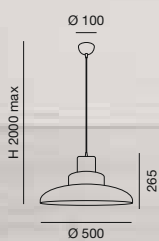
DESIGN S.T. FABAS LUCE

STRUTTURA IN ALLUMINIO / ALUMINIUM FRAME
MONTURE EN ALUMINIUM / ALUMINIUMGESTELL



**E27**

3212 SUSPENSION  E27 1X60W  



3212-40-102 Bianco · White · Blanc · Weiß

3212-40-282 Antracite · Anthracite
Anthracite · Anthrazit




3216 SLIGO

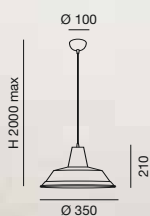
DESIGN S.T. FABAS LUCE

STRUTTURA IN METALLO / METAL FRAME
MONTURE EN METAL / METALLGESTELL



E27

3216 SUSPENSION  E27 1X60W  



3216-40-102 Bianco · White · Blanc · Weiß

3216-40-138 Cromo · Chromed
Chromè · Verchromt

3216-40-147 Argento antico · Old silver
Argent antique · Antik Silber



3214 DELVIN

DESIGN S.T. FABAS LUCE

STRUTTURA IN METALLO / METAL FRAME
MONTURE EN METAL / METALLGESTELL



Wines

White

BAROLO D'ALBA, Italy
OW TEUNING PAST 2010, Italy
BAYOS VALLEY SHIRAZ, Australia
MORRO GRAPES BUND, New Zealand

Rose

BRIO PALLI WHITE SHIRAZ, U.S.A.
VINHO PAST 2010 ROSE, Italy

GRATE PAST 2010, Spain
MORRO TRINAC BUND, Australia




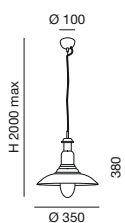



Champagne

CHILLED TO PERFECTION

ALL ABOUT TODAY'S WHITE & REDS!

Mini Lanson
AVAILABLE by 20cl BOTTLES

**E27****3214 SUSPENSION**  E27 1X60W   

- 3214-40-138** Cromo · Chromed
Chromè · Verchromt
- 3214-40-163** Rame lucido · Shiny copper
Cuivre brillant · Poliert Kupfer

3215 DINGLE


DESIGN S.T. FABAS LUCE

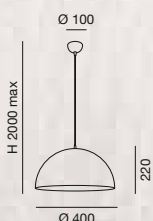
STRUTTURA IN METALLO / METAL FRAME
MONTURE EN METAL / METALLGESTELL



E27

3215 SUSPENSION  E27 1X60W

CE 



3215-40-101 Nero/Oro · Black/Gold
Noir/Or · Schwarz/Gold

3215-40-212 Alluminio/Bianco · Aluminium/White
Aluminium/Blanc · Aluminium/Weiß



2907 PROVENZA

DESIGN S.T. FABAS LUCE


STRUTTURA IN METALLO E VETRO CENTRIFUGATO / METAL FRAME AND CENTRIFUGED GLASS
MONTURE EN METAL ET VERRE CENTRIFUGE / METALLGESTELL UND ZENTRIFUGIERTES GLAS



E27

2907 SUSPENSION ✕ E27 1X60W

CE IP20



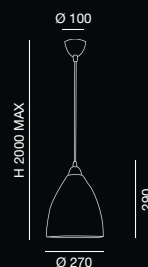
2907-44-102 Bianco · White
Blanc · Weiß

2907-44-125 Ambra · Amber
Ambre · Amber

E27

2907 SUSPENSION ✕ E27 1X60W

CE IP20



2907-45-102 Bianco · White
Blanc · Weiß

2907-45-125 Ambra · Amber
Ambre · Amber

2908 NICE




DESIGN S.T. FABAS LUCE

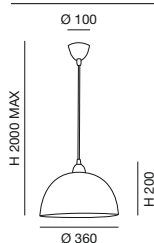
STRUTTURA IN METALLO E VETRO CENTRIFUGATO / METAL FRAME AND CENTRIFUGED GLASS
MONTURE EN METAL ET VERRE CENTRIFUGE / METALLGESTELL UND ZENTRIFUGIERTES GLAS

FAMIGLIE FAMILIES






E27

2908 SUSPENSION  E27 1X60W  



2908-45-102 Bianco · White
Blanc · Weiß

2908-45-125 Ambra · Amber
Ambre · Amber

2908 SUSPENSION  E27 1X60W  



2908-44-102 Bianco · White
Blanc · Weiß

2908-44-125 Ambra · Amber
Ambre · Amber

3061 KENT





DESIGN S.T. FABAS LUCE

STRUTTURA IN METALLO E VETRO IN LASTRA / METAL FRAME AND PLATE GLASS

MONTURE EN METAL ET VERRE PLAT / METALLGESTELL UND GLASPLATTE







E27

3061 SUSPENSION  E27 1X75W   



3061-45-102 Bianco · White · Blanc · Weiß

E27

3062 SUSPENSION  E27 1X75W   



3062-45-102 Bianco · White · Blanc · Weiß

3062 LYNN

DESIGN S.T. FABAS LUCE

STRUTTURA IN METALLO E VETRO IN LASTRA / METAL FRAME AND PLATE GLASS
MONTURE EN METAL ET VERRE PLAT / METALLGESTELL UND GLASPLATTE

FAMIGLIE FAMILIES



2155 SAVONA

DESIGN S.T. FABAS LUCE

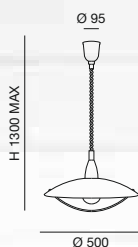
STRUTTURA IN METALLO E VETRO IN LASTRA / METAL FRAME AND PLATE GLASS
MONTURE EN METAL ET VERRE PLAT / METALLGESTELL UND GLASPLATTE



E27

2155 SUSPENSION  E27 1X75W

CE  IP20



2155-40-119 Ottone satinato · Satined brass
Laiton satiné · Messing satiniert

2155-40-178 Nichel satinato · Satined nickel
Nickel satiné · Nickel satiniert





ADE
2533
page 170



CLIO
2468
page 177



GAIA
2561
page 180



GAIA BIG
2654
page 181



JAZZ
3090
page 159



LANCASTER
3055
page 185



LAUREN
3149
page 152



LISETTA
3015
page 186



LORIS
3151
page 156



PRINCE
3073
page 171



ROCKFORD
3054
page 169



RUSSELL
3074
page 168



SCOTT
3075
page 167



SLAB
3150
page 154



VICTORIA
2696
page 182



ZARA
2401
page 176

TAVOLO TABLE



LUCY
2500
page 178



LUCY BIG
2653
page 179



MIDWAY
3053
page 166



MILADY
2511
page 174



MILLY
3091
page 162



MORGANA
2513
page 172



NIKI
3148
page 150



NIKITA
2586
page 183



PLANO
3087
page 164

3148 NIKI

DESIGN S.T. FABAS LUCE

STRUTTURA IN METALLO / METAL FRAME
MONTURE EN METAL / METALLGESTELL



LED

3148 TABLE

LED NATURAL WHITE 6W 520 lm $\text{C}\epsilon$ IP20



3148-30-101 Nero · Black · Noir · Schwarz
3148-30-102 Bianco · White · Blanc · Weiss

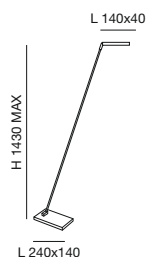


Con interruttore · With switch
Avec interrupteur · Mit Schalter

LED

3148 FLOOR

LED NATURAL WHITE 6W 520 lm $\text{C}\epsilon$ IP20



3148-10-101 Nero · Black · Noir · Schwarz
3148-10-102 Bianco · White · Blanc · Weiss



Con interruttore · With switch
Avec interrupteur · Mit Schalter



3149 LAUREN

DESIGN S.T. FABAS LUCE

STRUTTURA IN METALLO / METAL FRAME

MONTURE EN METAL / METALLGESTELL



**LED****3149 TABLE**

LED NATURAL WHITE 6W 520 lm

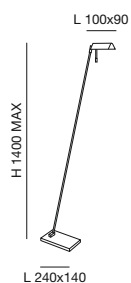


3149-30-101 Nero · Black · Noir · Schwarz
3149-30-102 Bianco · White · Blanc · Weiss

Con interruttore · With switch
 Avec interrupteur · Mit Schalter

LED**3149 FLOOR**

LED NATURAL WHITE 6W 520 lm



3149-10-101 Nero · Black · Noir · Schwarz
3149-10-102 Bianco · White · Blanc · Weiss

Con interruttore · With switch
 Avec interrupteur · Mit Schalter



3150 SLAB

DESIGN S.T. FABAS LUCE

STRUTTURA IN METALLO / METAL FRAME
MONTURE EN METAL / METALLGESTELL

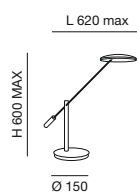





LED

3150 TABLE

LED NATURAL WHITE 6W 520 lm C€ IP20



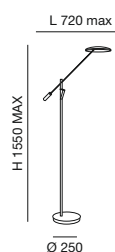
3150-30-178 Nichel satinato · Satined nickel
Nickel satiné · Nickel satiniert

 Regolazione luce al tocco
Touch dimmer
Berührungslampe
Variateur sensible


LED

3150 FLOOR

LED NATURAL WHITE 6W 520 lm C€ IP20



3150-10-178 Nichel satinato · Satined nickel
Nickel satiné · Nickel satiniert

 Regolazione luce al tocco
Touch dimmer
Berührungslampe
Variateur sensible

3151 LORIS

DESIGN S.T. FABAS LUCE

STRUTTURA IN METALLO / METAL FRAME

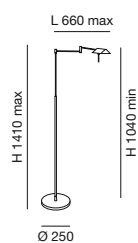
MONTURE EN METAL / METALLGESTELL



LED

3151 FLOOR

LED NATURAL WHITE 6W 520 lm C€ IP20



3151-10-178 Nichel satinato · Satined nickel
Nickel satiné · Nickel satiniert

3151-10-179 Bronzo Antico · Antique bronze
Bronze Antique · Antik Altmessing



Regolazione luce al tocco
Touch dimmer
Berührungslampe
Variateur sensitif







3090 JAZZ

FLY DESIGN

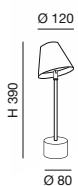
STRUTTURA IN METALLO / METAL FRAME
MONTURE EN METAL / METALLGESTELL

LED TAVOLO TABLE



LED

3090 TABLE  LED WARM WHITE 5W 350 lm  



- 3090-30-101** Nero · Black · Noir · Schwarz
- 3090-30-138** Cromo · Chromed
Chromé · Verchromt
- 3090-30-170** Arancio · Orange · Orange · Orange
- 3090-30-239** Giallo limone · Lemon yellow
Jaune citron · Zitronengelb
- 3090-30-266** Bianco madreperlato · White pearl
Gris perle · Perlmutterfarben
- 3090-30-339** Verde petrolio · Dark blue green
Bleu vert foncé · Farbe petrol



Con interruttore · With switch
Avec interrupteur · Mit Schalter

3090 JAZZ

FLY DESIGN

STRUTTURA IN METALLO / METAL FRAME
MONTURE EN METAL / METALLGESTELL



LED

3090 FLOOR LED WARM WHITE 5W 350 lm C€ IP20



3090-10-102 Bianco · White · Blanc · Weiß

3090-10-138 Cromo · Chromed
Chromé · Verchromt

3090-10-178 Nichel satinato · Satined nickel
Nickel satinier · Nickel satiné



Con interruttore · With switch
Avec interrupteur · Mit Schalter



360° 



3091 MILLY

FLY DESIGN

STRUTTURA IN METALLO / METAL FRAME

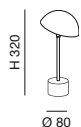
MONTURE EN METAL / METALLGESTELL



LED

3091 TABLE  LED WARM WHITE 5W 350 lm  

Ø 150



H 320

Ø 80

- 3091-30-101** Nero · Black · Noir · Schwarz
- 3091-30-138** Cromo · Chromed
Chromé · Verchromt
- 3091-30-170** Arancio · Orange · Orange · Orange
- 3091-30-239** Giallo limone · Lemon yellow
Jaune citron · Zitronengelb
- 3091-30-266** Bianco madreperlato · White pearl
Gris perle · Perlmutterfarben
- 3091-30-339** Verde petrolio · Dark blue green
Bleu vert foncé · Farbe petrol



Con interruttore · With switch
Avec interrupteur · Mit Schalter



3087 PLANO

DESIGN DAVID DOLCINI

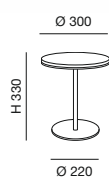
STRUTTURA IN METALLO / METAL FRAME
MONTURE EN METAL / METALLGESTELL





LED

3087 TABLE LED WARM WHITE 12W 850 lm CE IP20



- 3087-30-101** Nero · Black · Noir · Schwarz
3087-30-178 Nichel satinato · Satined nickel
 Nickel satiné · Nickel satiniert
3087-30-266 Bianco madreperlato · White pearl
 Gris perle · Perlmutterfarben

Con interruttore · With switch
 Avec interrupteur · Mit Schalter

3053 MIDWAY

DESIGN MARTINA MARILIA

STRUTTURA IN METALLO CROMATO E VETRO SOFFIATO / CHROMED METAL FRAME AND BLOWN GLASS
MONTURE EN METAL CHROME ET VERRE SOUFFLE / METALLGESTELL VERCHROMT UND GEBLASENES GLAS

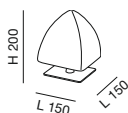


G9

3053 TABLE

⚡ G9 1X40W

CE IP20



3053-30-102 Bianco · White · Blanc · Weiß

3053-30-155 Verde mela · Green apple
Vert pomme · Apfelgrün

3053-30-190 Giallo · Yellow · Jaune · Gelb



Regolazione luce al tocco
Touch dimmer
Berührungslampe
Variateur sensitif

3075 SCOTT

FLY DESIGN

VETRO SOFFIATO / BLOWN GLASS
VERRE SOUFFLE / GEBLASENES GLAS

TAVOLO TABLE



G9

3075 TABLE

LED G9 1X40W

CE IP20



- 3075-30-102 Bianco · White · Blanc · Weiß
- 3075-30-125 Ambra · Amber · Ambre · Amber
- 3075-30-339 Verde petrolio · Dark blue green
Bleu vert foncé · Farbe petrol

Con interruttore · With switch
Avec interrupteur · Mit Schalter

3074 RUSSELL

FLY DESIGN

VETRO SOFFIATO / BLOWN GLASS
VERRE SOUFFLE / GEBLASENES GLAS

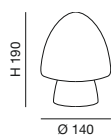


G9

3074 TABLE

➤ G9 1X40W

CE IP20



- 3074-30-102** Bianco · White · Blanc · Weiß
- 3074-30-125** Ambra · Amber · Ambre · Amber
- 3074-30-339** Verde petrolio · Dark blue green
Bleu vert foncé · Farbe petrol

 Con interruttore · With switch
Avec interrupteur · Mit Schalter



3054 ROCKFORD

FLY DESIGN

STRUTTURA IN METALLO NICHEL SATINATO E VETRO SOFFIATO / METAL FRAME SATINED NICKEL AND BLOWN GLASS
MONTURE EN METAL NICKEL SATINE ET VERRE SOUFFLE / METALLGESTELL NICKEL SATINIERT UND GEBLASENES GLAS

TAVOLO TABLE

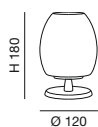


G9

3054 TABLE

G9 1X40W

CE IP20



3054-30-102 Bianco · White · Blanc · Weiß

3054-30-155 Verde mela · Green apple
Vert pomme · Apfelgrün

3054-30-190 Giallo · Yellow · Jaune · Gelb



Regolazione luce al tocco
Touch dimmer
Berührungslampe
Variateur sensitif



2533 ADE

DESIGN S.T. FABAS LUCE

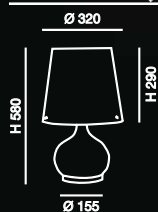
VETRO SOFFIATO / BLOWN GLASS
VERRE SOUFFLE / GEBLASENES GLAS




E27 E14

2533 TABLE ✕ E27 1X100W + ✕ E14 1X40W CE IP20

2533-35-102 Bianco · White · Blanc · Weiß

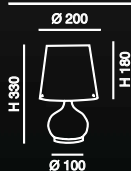



 **Con doppia accensione**
With double lighting
Avec double allumage
Mit getrennt schaltbar

E14 G9

2533 TABLE ✕ E14 1X60W + ✕ G9 1X25W CE IP20

2533-34-102 Bianco · White · Blanc · Weiß



 **Con doppia accensione**
With double lighting
Avec double allumage
Mit getrennt schaltbar

3073 PRINCE

FLY DESIGN

VETRO SOFFIATO / BLOWN GLASS
VERRE SOUFFLE / GEBLASENES GLAS

TAVOLO TABLE



G9

3073 TABLE

G9 1X40W

CE IP20



H 135

3073-30-102 Bianco · White · Blanc · Weiß



Con interruttore
With switch
Avec interrupteur
Mit Schalter

2513 MORGANA

DESIGN S.T. FABAS LUCE

STRUTTURA IN METALLO E VETRO SOFFIATO / METAL FRAME AND BLOWN GLASS
MONTURE EN METAL ET VERRE SOUFFLE / METALLGESTELL UND GEBLASENES GLAS



G9


2513 TABLE

G9 1X40W

CE IP20



- 2513-30-119** Ottone satinato - Vetro ambra · Satined brass - Amber glass
Laiton satiné - Verre ambre · Messing satiniert - Glas amber
- 2513-30-138** Cromo - Vetro bianco · Chromed - White glass
Chromé - Verre blanc · Verchromt - Glas weiss
- 2513-30-171** Ruggine scuro - Vetro scavo · Dark rust colour - Scavo glass
Rouille foncé - Verre scavo · Dunkel rostfarbig - Scavo Glas
- 2513-30-178** Nichel satinato - Vetro bianco · Satined nickel - white glass
Nickel satiné - Verre blanc · Nickel satiniert - Glas weiss

 Regolazione luce al tocco · Touch dimmer
Berührungslampe · Variateur sensitif

LED

2513 TABLE

LED WARM WHITE 5W 350 lm CE IP20



- 2513-31-138** Cromo Chromed
Chromé · Verchromt
- 2513-31-178** Nichel satinato · Satined nickel
Nickel satiné · Nickel satiniert



Con interruttore
With switch
Avec interrupteur
Mit Schalter



2511 MILADY

FLY DESIGN

STRUTTURA IN METALLO E VETRO SOFFIATO / METAL FRAME AND BLOWN GLASS
MONTURE EN METAL ET VERRE SOUFFLE / METALLGESTELL UND GEBLASENES GLAS



G9


2511 TABLE

G9 1X40W

CE IP20



- 2511-30-119** Ottone satinato - Vetro ambra · Satined brass - Amber glass
Laiton satiné - Verre ambre · Messing satiniert - Glas amber
- 2511-30-171** Ruggine scuro - Vetro scavo · Dark rust colour - Scavo glass
Rouille foncé - Verre scavo · Dunkel rostfarbig - Scavo Glas
- 2511-30-178** Nichel satinato - Vetro bianco · Satined nickel - White glass
Nickel satiné - Verre blanc · Nickel satiniert - Glas weiss

 Regolazione luce al tocco · Touch dimmer
Berührungslampe · Variateur sensitif



2401 ZARA

DESIGN S.T. FABAS LUCE

STRUTTURA IN METALLO E VETRO SOFFIATO / METAL FRAME AND BLOWN GLASS
MONTURE EN METAL ET VERRE SOUFFLE / METALLGESTELL UND GEBLASENES GLAS



E14

2401 TABLE

✕ E14 1X40W

CE IP20

L 100x100

2401-30-178 Nichel satinato · Satined nickel
Nickel satiné · Nickel satiniert

2401-30-179 Bronzo · Bronze
Bronze · Altmessing

H 150



L 160x120



Regolazione luce al tocco
Touch dimmer
Berührungslampe
Variateur sensitif

2468 CLIQ

DESIGN S.T. FABAS LUCE

STRUTTURA IN METALLO E VETRO SOFFIATO / METAL FRAME AND BLOWN GLASS
MONTURE EN METAL ET VERRE SOUFFLE / METALLGESTELL UND GEBLASENES GLAS

TAVOLO TABLE

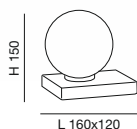


E14

2468 TABLE

✕ E14 1X40W

CE  



2468-30-178 Nichel satinato · Satined nickel
Nickel satiné · Nickel satiniert

2468-30-179 Bronzo · Bronze
Bronze · Altmessing



Regolazione luce al tocco
Touch dimmer
Berührungslampe
Variateur sensitif

2500 LUCY

FLY DESIGN

STRUTTURA IN METALLO E VETRO SOFFIATO / METAL FRAME AND BLOWN GLASS
MONTURE EN METAL ET VERRE SOUFFLE / METALLGESTELL UND GEBLASENES GLAS

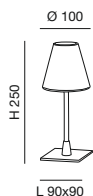


G9

2500 TABLE

⚡ G9 1X40W

CE IP20



- 2500-30-119** Ottone satinato - Vetro ambra · Satined brass - Amber glass
Laiton satiné - Verre ambre · Messing satiniert - Glas amber
- 2500-30-178** Nichel satinato - Vetro bianco · Satined nickel - White glass
Nickel satiné - Verre blanc · Nickel satiniert - Glas weiss



Regolazione luce al tocco · Touch dimmer
Berührungslampe · Variateur sensitif

2653 LUCY BIG

FLY DESIGN

STRUTTURA IN METALLO E VETRO SOFFIATO
METAL FRAME AND BLOWN GLASS
MONTURE EN METAL ET VERRE SOUFFLE
METALLGESTELL UND GEBLASENES GLAS

TAVOLO TABLE

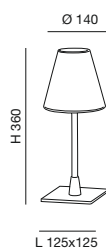


E14

2653 TABLE

✕ E14 1X60W

CE IP20



2653-30-178 Nichel satinato · Satined nickel
Nickel satiné · Nickel satiniert



Regolazione luce al tocco
Touch dimmer
Berührungslampe
Variateur sensitif

2561 GAIA

DESIGN S.T. FABAS LUCE

STRUTTURA IN METALLO E VETRO SOFFIATO / METAL FRAME AND BLOWN GLASS
MONTURE EN METAL ET VERRE SOUFFLE / METALLGESTELL UND GEBLASENES GLAS

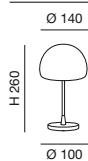


G9

2561 TABLE

G9 1X40W

CE IP20



- 2561-30-119** Ottone satinato - Vetro ambra · Satined brass - Amber glass
Laiton satiné - Verre ambre · Messing satiniert - Glas amber
- 2561-30-138** Cromo - Vetro bianco · Chromed - White glass
Chromé - Verre blanc · Verchromt - Glas weiss
- 2561-30-172** Cromo nero - Vetro bianco lucido · Black chrome - Glass white shiny
Chrome noir - Verre blanc brillant · Schwarz chrom - Glas weiss glänvend
- 2561-30-178** Nichel satinato - Vetro bianco · Satined nickel - White glass
Nickel satiné - Verre blanc · Nickel satiniert - Glas weiss



Regolazione luce al tocco · Touch dimmer
Berührungslampe · Variateur sensitif

2654 GAIA BIG

DESIGN S.T. FABAS LUCE


STRUTTURA IN METALLO E VETRO SOFFIATO / METAL FRAME AND BLOWN GLASS
MONTURE EN METAL ET VERRE SOUFFLE / METALLGESTELL UND GEBLASENES GLAS



TAVOLO TABLE



E14

2654 TABLE

 E14 1X40W

CE  IP20 

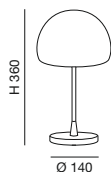
Ø 190

2654-30-172 Cromo nero - Vetro bianco lucido - Black chrome - Glass white shiny
Chrome noir - Verre blanc brillant - Schwarz chrom - Glas weiss glänvend

2654-30-178 Nichel satinato - Vetro bianco - Satined nickel - Glass white
Nickel satiné - Verre blanc - Nickel satiniert - Glas weiss



Regolazione luce al tocco - Touch dimmer
Berührungslampe - Variateur sensitif



2696 VICTORIA

FLY DESIGN

VETRO SOFFIATO / BLOWN GLASS
VERRE SOUFFLE / GEBLASENES GLAS

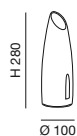


G9

2696 TABLE

LED G9 1X40W

CE IP20



2696-30-102 Bianco · White · Blanc · Weiß

2696-30-104 Rosso · Red · Rouge · Rot



Regolazione luce al tocco

Touch dimmer

Berührungslampe

Variateur sensible

2586 NIKITA

FLY DESIGN

VETRO SOFFIATO / BLOWN GLASS
VERRE SOUFFLE / GEBLASENES GLAS

TAVOLO TABLE



G9

2586 TABLE

G9 1X40W

CE IP20



2586-30-102 Bianco · White · Blanc · Weiß

2586-30-155 Verde mela · Green Apple ·
Vert pomme · Apfelgruen

2586-30-170 Arancio · Orange



Regolazione luce al tocco
Touch dimmer
Berührungslampe
Variateur sensitif



3055 LANCASTER

DESIGN S.T. FABAS LUCE

STRUTTURA IN METALLO / METAL FRAME

MONTURE EN METAL / METALLGESTELL

TAVOLO TABLE

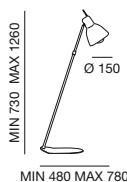


E27

3055 TABLE

✕ E27 1X42W

CE IP20



3055-30-101 Nero · Black · Noir · Schwarz

3055-30-102 Bianco · White · Blanc · Weiß

3055-30-212 Alluminio · Aluminium



Con interruttore
With switch
Avec interrupteur
Mit Schalter

3015 LISETTA

DESIGN S.T. FABAS LUCE

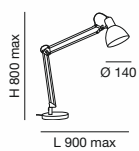
STRUTTURA IN METALLO / METAL FRAME
MONTURE EN METAL / METALLGESTELL



**E27****3015 TABLE**

E27 1X42W

CE IP20




- 3015-30-101** Nero · Black · Noir · Schwarz
3015-30-102 Bianco · White · Blanc · Weiß
3015-30-138 Cromo · Chromed
 Chromé · Verchromt














Con interruttore
 With switch
 Avec interrupteur
 Mit Schalter















PLAFONIERE PARETE CEILING WALL




























INCANDESCENZA INCANDESCENT

								
ALIX 2894 page 215	ALMA 3063 page 266	BERK 3108 page 275	BOOK 2675 page 288	CASTORE 2507 page 212	CHELSEA 2855 page 287	DEDALO 2523 page 216	DOMINO 3144 page 270	EVELYNE 2854 page 292
								
FIORI 2607 page 277	FOGG 3139 page 269	FOX 2385 page 253	GAO 3138 page 271	GRACE 2881 page 272	GRAFF 3209 page 211	HATTON 3229-3226 page 193	HI 3197 page 265	HILL 2958 page 260
								
KELTY 3228-3232 page 247	KENT 3061 page 251	LAURA 2622 page 286	LIDO 3141 page 268	LYNN 3062 page 254	LYS 2505 page 213	MAGGIE 2957 page 256	MILTON 3113 page 262	OBAN 3233 page 195
								
OSAKA 2867 page 241	PANDORA 2433-2636 page 203	PARTY 2689 page 276	PICCADILLY 2890 page 293	PIKE 3097 page 209	PLAZA 2866 page 245	PRESTON 6713 page 199	RIVOLI 2407 page 274	ROYSTON 3231 page 249
								
SLANE 3177 page 289	SMART 2651 page 273	VANITY 2899 page 295	WIGTON 3227-3230 page 197					









ALOGENE HALOGEN

								
ALBATROS 2820 page 233	CAMELOT 2501 page 297	CURVE 3036 page 237	DELFI 3118 page 280	DILLON 3078 page 296	EDEN 3119 page 278	FEDRA 2748 page 285	JOKER 3110 page 219	LAIO 2749 page 232
								
MAGIC 3130 page 282	MIMOSA 2998 page 283	MOON 2599 page 284						



LED

								
ASTOR 3131 page 229	BANWELL 3185 page 226	BAR 3127 page 224	BARRY 3179 page 221	BAY 6701 page 242	BRIXI 3220 page 235	CAGE 3132 page 228	CLIPPER 3134 page 239	CURVE 3036 page 237
								
FALCON 3189 page 236	FOX 3098-3122 page 252	GLOVE 3128 page 224	GRAFF 3210 page 210	HATTON 3206-3224 page 192	JOKER 3110 page 218	JOLI 3080 page 234	KELTY 3208 page 246	KENT 3100-3152 page 250
								
LEAF 3133 page 238	LESLIE 3077 page 294	MILA 3145 page 230	OBAN 3205 page 194	OSAKA 3162-3163 page 240	PANDORA 3094-3109 page 202	PIKE 3101-3121 page 208	PLAZA 3166-3167 page 244	PRESTON 6695 page 198
								
ROYSTON 3217 page 248	TERRIGAL 3184 page 222	WIGTON 3207 page 196	WITNEY 3178 page 221					

SENSOR

							
ARMILLA 2796 page 200	HATTON 3224-3226 page 192	KELTY 3228 page 247	LOGAN 3068 page 290	OBAN 3225 page 194	PANDORA 3221-3222 page 202-203	PRESTON 6713 page 199	WIGTON 3227 page 197

IP44/IP65

								
ARMILLA 2796 page 200	BOREA 2792-3092 page 201	DEDALO 2642 page 217	DEDO 2801 page 291	FRIDA 2793 page 214	HATTON 3206-3229 page 193	LOGAN 3068 page 290	OBAN 3205-3233 page 195	PANDORA 2650 page 207
								
PRESTON 6695-6712 page 199	WIGTON 3207-3230 page 196							

3206 HATTON LED 3224

DESIGN S.T. FABAS LUCE

STRUTTURA IN PLASTICA
PLASTIC FRAME
MONTURE EN PLASTIQUE
KUNSTSTOFFGESTELL



1300

LUMEN

3000° K

LED
14W

1X100W

2400

LUMEN

3000° K

LED
27W

2x100W

LED

CEILING

CE IP65

WARM WHITE 3000 K

NATURAL WHITE 4000 K

P 95



Ø 250

Alimentazione / Power supply
Alimentation / Stromversorgung

220 - 240V AC

3206-61-102

1300 lm

Bianco · White
Blanc · Weiß

3206-62-102

1450 lm

Bianco · White
Blanc · Weiß

N. LED

33

3224-61-102 SENSOR

1300 lm

Bianco · White
Blanc · Weiß

3224-62-102 SENSOR

1450 lm

Bianco · White
Blanc · Weiß

Potenza tot. ass. / Total absorbed power
Tot. puiss. absorbé / Asolut absorb. Strom
Alimentatore / Driver / Controleur / Treiber

INCLUSO / INCLUDED

P 100



Ø 300

Alimentazione / Power supply
Alimentation / Stromversorgung

220 - 240V AC

3206-65-102

2400 lm

Bianco · White
Blanc · Weiß

3206-66-102

2700 lm

Bianco · White
Blanc · Weiß

N. LED

52

3224-65-102 SENSOR

2400 lm

Bianco · White
Blanc · Weiß

3224-66-102 SENSOR

2700 lm

Bianco · White
Blanc · Weiß

Potenza tot. ass. / Total absorbed power
Tot. puiss. absorbé / Asolut absorb. Strom
Alimentatore / Driver / Controleur / Treiber

INCLUSO / INCLUDED

3229 HATTON E27

3226

DESIGN S.T. FABAS LUCE

STRUTTURA IN PLASTICA
PLASTIC FRAME
MONTURE EN PLASTIQUE
KUNSTSTOFFGESTELL

PLAFONIERE PARETE
CEILING WALL



))) **SENSOR**

Sensore a microonde · Microwave sensor
Détecteur microondes · Mikrovellensensor

☼ **IP65**

E27

CEILING ✂ E27 1X42W CE ∇ IP65 \square



3229-61-102

Bianco · White
Blanc · Weiß

3226-61-102 SENSOR

Bianco · White
Blanc · Weiß

E27

CEILING ✂ E27 2X30W CE ∇ IP65 \square



3229-65-102

Bianco · White
Blanc · Weiß

3226-65-102 SENSOR

Bianco · White
Blanc · Weiß

3205 OBAN LED

DESIGN S.T. FABAS LUCE

STRUTTURA IN PLASTICA / PLASTIC FRAME
MONTURE EN PLASTIQUE / KUNSTSTOFFGESTELL



1400 LUMEN
3000° K

LED 15W
1X100W

2400 LUMEN
3000° K

LED 27W
2x100W

LED

CEILING	CE	IP65	WARM WHITE 3000 K	NATURAL WHITE 4000 K
<p>P 85</p> <p>L 240x240</p>			<p>Alimentazione / Power supply Alimentation / Stromversorgung N. LED Potenza tot. ass. / Total absorbed power Tot. puiss. absorbé / Asolut absorb. Strom Alimentatore / Driver / Controleur / Treiber</p> <p>220 - 240V AC</p> <p>3205-61-102</p> <p>1400 lm</p> <p>Bianco · White Blanc · Weiß</p> <p>3205-62-102</p> <p>1550 lm</p> <p>Bianco · White Blanc · Weiß</p>	
			<p>36 15W</p> <p>INCLUSO / INCLUDED</p>	
<p>P 100</p> <p>L 300x300</p>			<p>Alimentazione / Power supply Alimentation / Stromversorgung N. LED Potenza tot. ass. / Total absorbed power Tot. puiss. absorbé / Asolut absorb. Strom Alimentatore / Driver / Controleur / Treiber</p> <p>220 - 240V AC</p> <p>3205-65-102</p> <p>2400 lm</p> <p>Bianco · White Blanc · Weiß</p> <p>3205-66-102</p> <p>2700 lm</p> <p>Bianco · White Blanc · Weiß</p>	
			<p>52 27W</p> <p>INCLUSO / INCLUDED</p>	

3233 OBAN E27

3225

DESIGN S.T. FABAS LUCE

STRUTTURA IN PLASTICA / PLASTIC FRAME
MONTURE EN PLASTIQUE / KUNSTSTOFFGESTELL

PLAFONIERE PARETE
CEILING WALL



))) **SENSOR**

☼ **IP65**

Sensore a microonde · Microwave sensor
Détecteur microondes · Mikrovellensensor

E27

CEILING	E27 1X42W	CE	IP65
<p>L 240x240</p>	3233-61-102	Bianco · White Blanc · Weiß	
	3225-61-102 SENSOR	Bianco · White Blanc · Weiß	

E27

CEILING	E27 2X30W	CE	IP65
<p>L 300x300</p>	3233-65-102	Bianco · White Blanc · Weiß	
	3225-65-102 SENSOR	Bianco · White Blanc · Weiß	

3207 WIGTON LED

DESIGN S.T. FABAS LUCE

STRUTTURA IN PLASTICA / PLASTIC FRAME
MONTURE EN PLASTIQUE / KUNSTSTOFFGESTELL








 IP65

1300 LUMEN
3000° K

LED 14W
 1x100W

LED

CEILING	CE  IP65 	 WARM WHITE 3000 K	 NATURAL WHITE 4000 K					
 P 110 Ø 260	Alimentazione / Power supply Alimentation / Stromversorgung	220 - 240V AC	3207-61-102	1300 lm	Bianco · White Blanc · Weiß	3207-62-102	1450 lm	Bianco · White Blanc · Weiß
	N. LED	33						
	Potenza tot. ass. / Total absorbed power Tot. puiss. absorbé / Absolut absorb. Strom Alimentatore / Driver / Controleur / Treiber	14W	INCLUSO / INCLUDED					

3230 WIGTON E27 3227

DESIGN S.T. FABAS LUCE

STRUTTURA IN PLASTICA / PLASTIC FRAME
MONTURE EN PLASTIQUE / KUNSTSTOFFGESTELL

PLAFONIERE PARETE
CEILING WALL



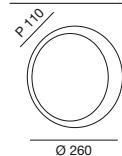
•))) **SENSOR**  **IP65**

Sensore a microonde · Microwave sensor
Détecteur microondes · Mikrovellensensor



E27

CEILING  E27 1X42W  



3230-61-102

Bianco · White
Blanc · Weiß

3227-61-102 SENSOR

Bianco · White
Blanc · Weiß

Ø 260

6695 PRESTON LED

DESIGN S.T. FABAS LUCE

STRUTTURA IN PLASTICA / PLASTIC FRAME
MONTURE EN PLASTIQUE / KUNSTSTOFFGESTELL



LED

CEILING

CE IP65

WARM WHITE 3000 K

NATURAL WHITE 4000 K



Alimentazione / Power supply
Alimentation / Stromversorgung

220 - 240V AC

6695-02-964

1300 lm

Nero - Black
Noir - Schwarz

6695-04-964

1450 lm

Nero - Black
Noir - Schwarz

N. LED

33

Potenza tot. ass. / Total absorbed power

14W

Tot. puiss. absorbé / Asolut absorb. Strom

Alimentatore / Driver / Controleur / Treiber

INCLUSO / INCLUDED

6712 PRESTON E27 6713

DESIGN S.T. FABAS LUCE

STRUTTURA IN PLASTICA / PLASTIC FRAME
MONTURE EN PLASTIQUE / KUNSTSTOFFGESTELL

PLAFONIERE PARETE
CEILING WALL



•••) **SENSOR**

☼ **IP65**

Sensore a microonde · Microwave sensor
Détecteur microondes · Mikrovellensensor

E27

CEILING ✂ E27 1X42W CE IP65



6712-08-964

Nero · Black
Noir · Schwarz

6713-08-964 SENSOR

Nero · Black
Noir · Schwarz

2796 ARMILLA

DESIGN S.T. FABAS LUCE

STRUTTURA IN PLASTICA / PLASTIC FRAME
MONTURE EN PLASTIQUE / KUNSTSTOFFGESTELL



 **SENSOR**  **IP44**

Sensore ad infrarossi · Infrared sensor
Capteur à infrarouge · Infrarotsensor

E27

CEILING  E27 1X60W   



2796-61-102 SENSOR Bianco · White
Blanc · Weiß

2796-61-137 SENSOR Argento · Silver
Argent · Silber



Turn&Lock

2729 BOREA

DESIGN S.T. FABAS LUCE




STRUTTURA IN METALLO E VETRO SOFFIATO / METAL FRAME AND BLOWN GLASS
MONTURE EN METAL ET VERRE SOUFFLE / METALLGESTELL UND GEBLASENES GLAS

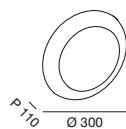
PLAFONIERE PARETE
CEILING WALL



IP44

E27

CEILING  E27 1X60W  



2792-61-138 Cromo · Chromed
Chromé · Verchromt

2792-61-178 Nichel satinato · Satined nickel
Nickel satiné · Nickel satiniert

 Turn&Lock

3094 PANDORA BIANCA LED

3109

3221

DESIGN S.T. FABAS LUCE

STRUTTURA IN METALLO E VETRO SOFFIATO BIANCO / METAL FRAME AND BLOWN WHITE GLASS
 MONTURE EN METAL ET VERRE BLANC SOUFFLE / METALLGESTELL UND GEBLASENES WEISS GLAS



1200 LUMEN
3000° K

LED 13W
1x100W

2400 LUMEN
3000° K

LED 27W
2x100W

LED

CEILING	CE IP20	WARM WHITE 3000 K	NATURAL WHITE 4000 K
 Alimentazione / Power supply Alimentation / Stromversorgung N. LED Potenza tot. ass. / Total absorbed power Tot. puiss. absorbé / Asolut absorb. Strom Alimentatore / Driver / Controleur / Treiber	220 - 240V AC 30 13W INCLUSO / INCLUDED	3109-61-102 1200 lm Bianco · White Blanc · Weiß 3221-61-102 SENSOR 1200 lm Bianco · White Blanc · Weiß	3094-61-102 1300 lm Bianco · White Blanc · Weiß 3221-62-102 SENSOR 1300 lm Bianco · White Blanc · Weiß
 Alimentazione / Power supply Alimentation / Stromversorgung N. LED Potenza tot. ass. / Total absorbed power Tot. puiss. absorbé / Asolut absorb. Strom Alimentatore / Driver / Controleur / Treiber	220 - 240V AC 52 27W INCLUSO / INCLUDED	3109-65-102 2400 lm Bianco · White Blanc · Weiß 3221-65-102 SENSOR 2400 lm Bianco · White Blanc · Weiß	3094-65-102 2700 lm Bianco · White Blanc · Weiß 3221-66-102 SENSOR 2700 lm Bianco · White Blanc · Weiß

2433 PANDORA BIANCA E27

3222

PLAFONIERE PARETE
CEILING WALL


DESIGN S.T. FABAS LUCE

STRUTTURA IN METALLO E VETRO SOFFIATO / METAL FRAME AND BLOWN GLASS
MONTURE EN METAL ET VERRE SOUFFLE / METALLGESTELL UND GEBLASENES GLAS






E27


WALL  E27 1X40W CE  IP20 

H 75  **2433-23-102** Bianco · White
Blanc · Weiß


 Turn&Lock

E27




CEILING  E27 1X60W CE  IP20 


H 100  **2433-61-102** Bianco · White
Blanc · Weiß


3222-61-102 SENSOR
Bianco · White
Blanc · Weiß

 Turn&Lock

E27

CEILING  E27 2X75W CE  IP20 

H 150  **2433-64-102** Bianco · White
Blanc · Weiß

 Turn&Lock




E27


CEILING  E27 2X60W CE  IP20 


H 130  **2433-65-102** Bianco · White
Blanc · Weiß

 Turn&Lock




E27


CEILING  E27 2X40W CE  IP20 

H 130  **3222-65-102 SENSOR** Bianco · White
Blanc · Weiß


 Turn&Lock

E27

CEILING  E27 1X60W CE  IP20 

H 95  **2433-69-102** Bianco · White
Blanc · Weiß


3222-69-125 SENSOR
Bianco · White
Blanc · Weiß

 Turn&Lock

3094 PANDORA RIGHE LED 3109

DESIGN S.T. FABAS LUCE

STRUTTURA IN METALLO E VETRO SOFFIATO BIANCO A RIGHE
METAL FRAME AND BLOWN WHITE STRIPS GLASS
MONTURE EN METAL ET VERRE BLANC PATINE SOUFFLE
METALLGESTELL UND GEBLASENES WEISS GLAS GEWISCHT



1200 LUMEN
3000° K

LED 13W
1x100W

2400 LUMEN
3000° K

LED 27W
2x100W

LED

CEILING	CE	IP20	WARM WHITE 3000 K	NATURAL WHITE 4000 K
<p>P. 100</p> <p>Ø 300</p>			<p>1200 lm</p> <p>Bianco a righe White strips Blanc patiné Weiß gewischt</p> <p>3094-61-258</p> <p>Turn&Lock</p>	<p>1300 lm</p> <p>Bianco a righe White strips Blanc patiné Weiß gewischt</p> <p>3094-61-258</p> <p>Turn&Lock</p>
<p>P. 130</p> <p>Ø 360</p>			<p>2400 lm</p> <p>Bianco a righe White strips Blanc patiné Weiß gewischt</p> <p>3094-65-258</p> <p>Turn&Lock</p>	<p>2700 lm</p> <p>Bianco a righe White strips Blanc patiné Weiß gewischt</p> <p>3094-65-258</p> <p>Turn&Lock</p>
<p>Alimentazione / Power supply Alimentation / Stromversorgung N. LED Potenza tot. ass. / Total absorbed power Tot. puiss. absorbé / Asolut absorb. Strom Alimentatore / Driver / Controleur / Treiber</p>	<p>220 - 240V AC</p> <p>30</p> <p>13W</p> <p>INCLUSO / INCLUDED</p>	<p>3109-61-258</p>		
<p>Alimentazione / Power supply Alimentation / Stromversorgung N. LED Potenza tot. ass. / Total absorbed power Tot. puiss. absorbé / Asolut absorb. Strom Alimentatore / Driver / Controleur / Treiber</p>	<p>220 - 240V AC</p> <p>52</p> <p>27W</p> <p>INCLUSO / INCLUDED</p>	<p>3109-65-258</p>		

2433 PANDORA RIGHE E27

DESIGN S.T. FABAS LUCE

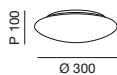
STRUTTURA IN METALLO E VETRO SOFFIATO BIANCO A RIGHE / METAL FRAME AND BLOWN WHITE STRIPS GLASS
MONTURE EN METAL ET VERRE BLANC PATINE SOUFFLE / METALLGESTELL UND GEBLASENES WEISS GLAS GEWISCHT

PLAFONIERE PARETE
CEILING WALL



E27

CEILING  E27 1X60W   



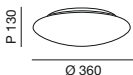
2433-61-258 Bianco a righe
White strips
Blanc patiné
Weiß gewischt



Turn&Lock

E27

CEILING  E27 2X60W   



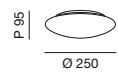
2433-65-258 Bianco a righe
White strips
Blanc patiné
Weiß gewischt



Turn&Lock

E27

CEILING  E27 1X60W   



2433-69-258 Bianco a righe
White strips
Blanc patiné
Weiß gewischt



Turn&Lock

2636 PANDORA ARANCIO E27

DESIGN S.T. FABAS LUCE

STRUTTURA IN METALLO E VETRO SOFFIATO / METAL FRAME AND BLOWN GLASS
MONTURE EN METAL ET VERRE SOUFFLE / METALLGESTELL UND GEBLASENES GLAS



E27

CEILING  E27 1X60W   



2636-61-170 Arancio · Orange
Orange · Orange



E27

CEILING  E27 2X60W   



2636-65-170 Arancio · Orange
Orange · Orange



E27

CEILING  E27 1X60W   



2636-69-170 Arancio · Orange
Orange · Orange




2650 PANDORA IP44

DESIGN S.T. FABAS LUCE

STRUTTURA IN METALLO E VETRO SOFFIATO / METAL FRAME AND BLOWN GLASS
MONTURE EN METAL ET VERRE SOUFFLE / METALLGESTELL UND GEBLASENES GLAS

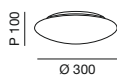
PLAFONIERE PARETE
CEILING WALL



 IP44

E27

CEILING  E27 1X60W  



2650-61-102 Bianco · White

Blanc · Weiß

2650-61-170 Arancio · Orange

Orange · Orange



Turn&Lock

3101 PIKE LED 3121

DESIGN S.T. FABAS LUCE

STRUTTURA IN METALLO E VETRO SOFFIATO / METAL FRAME AND BLOWN GLASS
MONTURE EN METAL ET VERRE SOUFFLE / METALLGESTELL UND GEBLASENES GLAS



LED
1200
LUMEN
3000° K
13W
1X100W

LED
2400
LUMEN
3000° K
27W
2x100W

LED				⊗ WARM WHITE 3000 K		⊗ NATURAL WHITE 4000 K			
CEILING		CE	IP20						
<p>Ø 300</p>	Alimentazione / Power supply Alimentation / Stromversorgung	220 - 240V AC	3121-61-102	1200 lm	Bianco - White Blanc - Weiß	3101-61-102	1300 lm	Bianco - White Blanc - Weiß	
	N. LED Potenza tot. ass. / Total absorbed power Tot. puissance absorbée / Absolut absorbiert. Strom Alimentatore / Driver / Controleur / Treiber	30 13W				Turn&Lock			Turn&Lock
		INCLUSO / INCLUDED							
<p>Ø 360</p>	Alimentazione / Power supply Alimentation / Stromversorgung	220 - 240V AC	3121-65-102	2400 lm	Bianco - White Blanc - Weiß	3101-65-102	2700 lm	Bianco - White Blanc - Weiß	
	N. LED Potenza tot. ass. / Total absorbed power Tot. puissance absorbée / Absolut absorbiert. Strom Alimentatore / Driver / Controleur / Treiber	52 27W				Turn&Lock			Turn&Lock
		INCLUSO / INCLUDED							




3097 PIKE E27


DESIGN S.T. FABAS LUCE

STRUTTURA IN METALLO E VETRO SOFFIATO / METAL FRAME AND BLOWN GLASS
MONTURE EN METAL ET VERRE SOUFFLE / METALLGESTELL UND GEBLASENES GLAS


PLAFONIERE PARETE
CEILING WALL



E27
CEILING  E27 1X60W  

P 100 
Ø 300

3097-61-102 Bianco · White
Blanc · Weiß

 Turn&Lock

E27
CEILING  E27 2X60W  

P 130 
Ø 360

3097-65-102 Bianco · White
Blanc · Weiß

 Turn&Lock

E27
CEILING  E27 1X60W  

P 95 
Ø 250

3097-69-102 Bianco · White
Blanc · Weiß

 Turn&Lock

3210 GRAFF LED

DESIGN S.T. FABAS LUCE

STRUTTURA IN METALLO E VETRO SOFFIATO / METAL FRAME AND BLOWN GLASS
MONTURE EN METAL ET VERRE SOUFFLE / METALLGESTELL UND GEBLASENES GLAS



1200 LUMEN
3000° K

LED 13W
1X100W

2400 LUMEN
3000° K

LED 27W
2x100W

LED

CEILING	CE	IP20	WARM WHITE 3000 K	NATURAL WHITE 4000 K
<p>Ø 300</p>	<p>Alimentazione / Power supply Alimentation / Stromversorgung N. LED</p> <p>Potenza tot. ass. / Total absorbed power Tot. puissance absorbée / Apsolut absorbi. Strom Alimentatore / Driver / Controleur / Treiber</p>	<p>220 - 240V AC</p> <p>30 13W</p> <p>INCLUSO / INCLUDED</p>	<p>3210-61-102</p> <p>1200 lm</p> <p>Bianco · White Blanc · Weiß</p> <p>Turn&Lock</p>	<p>3210-62-102</p> <p>1300 lm</p> <p>Bianco · White Blanc · Weiß</p> <p>Turn&Lock</p>
<p>Ø 400</p>	<p>Alimentazione / Power supply Alimentation / Stromversorgung N. LED</p> <p>Potenza tot. ass. / Total absorbed power Tot. puissance absorbée / Apsolut absorbi. Strom Alimentatore / Driver / Controleur / Treiber</p>	<p>220 - 240V AC</p> <p>52 27W</p> <p>INCLUSO / INCLUDED</p>	<p>3210-65-102</p> <p>2400 lm</p> <p>Bianco · White Blanc · Weiß</p> <p>Turn&Lock</p>	<p>3210-66-102</p> <p>2700 lm</p> <p>Bianco · White Blanc · Weiß</p> <p>Turn&Lock</p>

3209 GRAFF E27





DESIGN S.T. FABAS LUCE


STRUTTURA IN METALLO E VETRO SOFFIATO / METAL FRAME AND BLOWN GLASS
MONTURE EN METAL ET VERRE SOUFFLE / METALLGESTELL UND GEBLASENES GLAS


PLAFONIERE PARETE
CEILING WALL




E27





CEILING  E27 1X60W   


 **3209-61-102** Bianco · White
Blanc · Weiß


 Turn&Lock



Ø 300

E27

CEILING  E27 2X60W   

 **3209-65-102** Bianco · White
Blanc · Weiß

 Turn&Lock


Ø 400





2507 CASTORE

DESIGN S.T. FABAS LUCE


STRUTTURA IN METALLO E VETRO SOFFIATO / METAL FRAME AND BLOWN GLASS
MONTURE EN METAL ET VERRE SOUFFLE / METALLGESTELL UND GEBLASENES GLAS



E27




CEILING  **E27 1X60W**   

2507-61-102 Bianco · White
Blanc · Weiß


 Turn&Lock

P.120
Ø 310

E27

CEILING  **E27 2X60W**  

2507-65-102 Bianco · White
Blanc · Weiß

 Turn&Lock

P.130
Ø 370

E27

CEILING  **E27 1X60W**  

2507-69-102 Bianco · White
Blanc · Weiß

 Turn&Lock

P.100
Ø 260

2505 LYS

DESIGN S.T. FABAS LUCE

STRUTTURA IN METALLO E VETRO SOFFIATO / METAL FRAME AND BLOWN GLASS
MONTURE EN METAL ET VERRE SOUFFLE / METALLGESTELL UND GEBLASENES GLAS

PLAFONIERE PARETE
CEILING WALL



E27

CEILING  E27 1X60W   

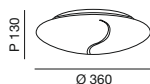


2505-61-102 Bianco · White
Blanc · Weiß



E27

CEILING  E27 2X60W   

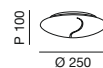


2505-65-102 Bianco · White
Blanc · Weiß



E27

CEILING  E27 1X60W   



2505-69-102 Bianco · White
Blanc · Weiß



2793 FRIDA

DESIGN S.T. FABAS LUCE

STRUTTURA IN METALLO, VETRO SOFFIATO E IN LASTRA / METAL FRAME, BLOWN GLASS AND PLATE GLASS
MONTURE EN METAL, VERRE SOUFFLE ET VERRE PLAT / METALLGESTELL, GEBLASENES GLAS UND GLASPLATTE



IP44

E27

CEILING  E27 1X60W  



Ø 370

2763-61-102 Bianco · White
Blanc · Weiß




Turn&lock

2894 ALIX

DESIGN S.T. FABAS LUCE

STRUTTURA IN METALLO E VETRO SOFFIATO / METAL FRAME AND BLOWN GLASS
MONTURE EN METAL ET VERRE SOUFFLE / METALLGESTELL UND GEBLASENES GLAS

PLAFONIERE PARETE
CEILING WALL



E27

WALL  E27 1X60W  



L 190x190




P 100

2894-21-102 Bianco · White
Blanc · Weiß



Turn&Lock

E27

CEILING  E27 2X42W  



L 290x290

P 120

2894-65-102 Bianco · White
Blanc · Weiß



Turn&Lock

2523 DEDALO


DESIGN S.T. FABAS LUCE



STRUTTURA IN METALLO E VETRO SOFFIATO / METAL FRAME AND BLOWN GLASS
MONTURE EN METAL ET VERRE SOUFFLE / METALLGESTELL UND GEBLASENES GLAS

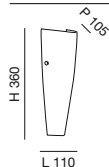


E27

WALL

 E27 1X75W

CE  IP20 



- 2523-21-102** Bianco · White · Blanc · Weiß
- 2523-21-125** Ambra · Amber · Ambre · Amber
- 2523-21-265** Bianco filigrana nera
White black filigree
Blanc filigrane noir
Weiss Schwarze Filigrane

2642 DEDALO IP44

DESIGN S.T. FABAS LUCE

STRUTTURA IN METALLO E VETRO SOFFIATO / METAL FRAME AND BLOWN GLASS
MONTURE EN METAL ET VERRE SOUFFLE / METALLGESTELL UND GEBLASENES GLAS

PLAFONIERE PARETE
CEILING WALL



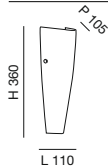
IP44

E27

WALL

E27 1X60W

CE IP44



- 2642-21-102** Bianco · White · Blanc · Weiß
- 2642-21-125** Ambra · Amber · Ambre · Amber
- 2642-21-265** Bianco filigrana nera
White black filigree
Blanc filigrane noir
Weiss Schwarze Filigrane



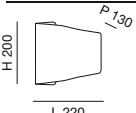
3110 JOKER LED

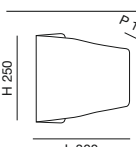
DESIGN S.T. FABAS LUCE

STRUTTURA IN METALLO E VETRO IN LASTRA / METAL FRAME AND PLATE GLASS
MONTURE EN METAL ET VERRE PLAT / METALLGESTELL UND GLASPLATTE



LED

WALL	CE  IP20	 WARM WHITE 3000 K			
	Alimentazione / Power supply Alimentation / Stromversorgung Potenza tot. ass. / Total absorbed power Tot. puiss. absorbé / Asolut absorb. Strom Alimentatore / Driver / Controleur / Treiber	220 - 240V AC 12W INCLUSO / INCLUDED	3110-22-102	1200 lm	Bianco · White Blanc · Weiß


	Alimentazione / Power supply Alimentation / Stromversorgung Potenza tot. ass. / Total absorbed power Tot. puiss. absorbé / Asolut absorb. Strom Alimentatore / Driver / Controleur / Treiber	220 - 240V AC 12W INCLUSO / INCLUDED	3110-29-102	1200 lm	Bianco · White Blanc · Weiß
--	--	---	--------------------	---------	--------------------------------

3110 JOKER G9

DESIGN S.T. FABAS LUCE

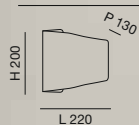
STRUTTURA IN METALLO E VETRO IN LASTRA / METAL FRAME AND PLATE GLASS
MONTURE EN METAL ET VERRE PLAT / METALLGESTELL UND GLASPLATTE

PLAFONIERE PARETE
CEILING WALL



G9

WALL  G9 1X40W  

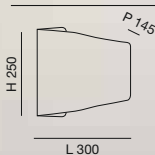


3110-21-102

Bianco · White
Blanc · Weiß

G9

WALL  G9 2X40W  



3110-26-102

Bianco · White
Blanc · Weiß



3178 WITNEY | 3179 BARRY

PLAFONIERE PARETE
CEILING WALL

ALHAMBRETTO DESIGN

STRUTTURA IN METALLO E VETRO IN LASTRA / METAL FRAME AND PLATE GLASS
MONTURE EN METAL ET VERRE PLAT / METALLGESTELL UND GLASPLATTE



LED

WALL	CE IP20	WARM WHITE 3000 K			
	Alimentazione / Power supply Alimentation / Stromversorgung Potenza tot. ass. / Total absorbed power Tot. puiss. absorbé / Asolut absorb. Strom Alimentatore / Driver / Controleur / Treiber	220 - 240V AC 18W INCLUSO / INCLUDED	3178-29-178	1620 lm	Nichel satinato · Satined nickel Nickel satiné · Nickel satiniert

	Alimentazione / Power supply Alimentation / Stromversorgung Potenza tot. ass. / Total absorbed power Tot. puiss. absorbé / Asolut absorb. Strom Alimentatore / Driver / Controleur / Treiber	220 - 240V AC 18W INCLUSO / INCLUDED	3179-29-178	1620 lm	Nichel satinato · Satined nickel Nickel satiné · Nickel satiniert
--	--	---	--------------------	---------	--

3184 TERRIGAL

FLY DESIGN

STRUTTURA IN METALLO E VETRO IN LASTRA / METAL FRAME AND PLATE GLASS
MONTURE EN METAL ET VERRE PLAT / METALLGESTELL UND GLASPLATTE

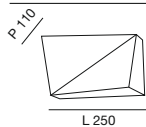


LED

WALL

CE ∇ IP20 \oplus

\odot WARM WHITE 3000 K



Alimentazione / Power supply
Alimentation / Stromversorgung
Potenza tot. ass. / Total absorbed power
Tot. puiss. absorbé / Asolut absorb. Strom
Alimentatore / Driver / Controleur / Treiber

220 - 240V AC

22W

INCLUSO / INCLUDED

3184-29-102

3184-29-212

2000 lm Bianco · White
Blanc · Weiß


2000 lm Alluminio
Aluminium



3128 GLOVE | 3127 BAR

FLY DESIGN

STRUTTURA IN METALLO E VETRO IN LASTRA / METAL FRAME AND PLATE GLASS
MONTURE EN METAL ET VERRE PLAT / METALLGESTELL UND GLASPLATTE



LED

WALL	CE	IP20	WARM WHITE 3000 K				
				220 - 240V AC	3127-21-178	1200 lm	Nichel satinato · Satined nickel Nickel satiné · Nickel satiniert
Alimentazione / Power supply Alimentation / Stromversorgung Potenza tot. ass. / Total absorbed power Tot. puiss. absorbé / Asolut absorb. Strom Alimentatore / Driver / Controleur / Treiber				12W			INCLUSO / INCLUDED
				220 - 240V AC	3128-21-178	1200 lm	Nichel satinato · Satined nickel Nickel satiné · Nickel satiniert
Alimentazione / Power supply Alimentation / Stromversorgung Potenza tot. ass. / Total absorbed power Tot. puiss. absorbé / Asolut absorb. Strom Alimentatore / Driver / Controleur / Treiber				12W			INCLUSO / INCLUDED



3185 BANWELL

FLY DESIGN

STRUTTURA IN METALLO E VETRO IN LASTRA / METAL FRAME AND PLATE GLASS
MONTURE EN METAL ET VERRE PLAT / METALLGESTELL UND GLASPLATTE

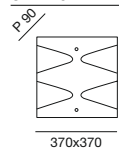


LED

CEILING

CE ∇ IP20 \oplus

\odot WARM WHITE 3000 K



370x370

Alimentazione / Power supply
Alimentation / Stromversorgung
Potenza tot. ass. / Total absorbed power
Tot. puiss. absorbé / Asolut absorb. Strom
Alimentatore / Driver / Controleur / Treiber

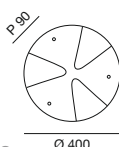
220 - 240V AC

20W

INCLUSO / INCLUDED

3185-64-102

1800 lm Bianco · White
Blanc · Weiß



Ø 400

Alimentazione / Power supply
Alimentation / Stromversorgung
Potenza tot. ass. / Total absorbed power
Tot. puiss. absorbé / Asolut absorb. Strom
Alimentatore / Driver / Controleur / Treiber

220 - 240V AC

31W

INCLUSO / INCLUDED

3185-65-102

2800 lm Bianco · White
Blanc · Weiß

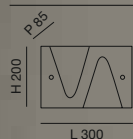


LED

WALL

CE IP20

WARM WHITE 3000 K



Alimentazione / Power supply
Alimentation / Stromversorgung
Potenza tot. ass. / Total absorbed power
Tot. puiss. absorbé / Absolut absorb. Strom
Alimentatore / Driver / Controleur / Treiber

220 - 240V AC

3185-21-102

900 lm

Bianco - White
Blanc - Weiß

10W

INCLUSO / INCLUDED



3132 CAGE


FLY DESIGN

STRUTTURA IN METALLO E VETRO IN LASTRA / METAL FRAME AND PLATE GLASS
MONTURE EN METAL ET VERRE PLAT / METALLGESTELL UND GLASPLATTE

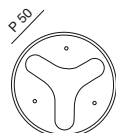


LED

CEILING

CE  IP20

 WARM WHITE 3000 K



P.50

Ø 350

Alimentazione / Power supply
Alimentation / Stromversorgung

220 - 240V AC

3132-65-102

2200 lm

Bianco - White
Blanc - Weiß

Potenza tot. ass. / Total absorbed power

24W

Tot. puiss. absorbé / Asolut absorb. Strom

Alimentatore / Driver / Controleur / Treiber

INCLUSO / INCLUDED



3131 ASTOR

FLY DESIGN

STRUTTURA IN METALLO E VETRO IN LASTRA / METAL FRAME AND PLATE GLASS
MONTURE EN METAL ET VERRE PLAT / METALLGESTELL UND GLASPLATTE

PLAFONIERE PARETE
CEILING WALL

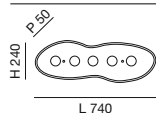


LED

CEILING

CE IP20

WARM WHITE 3000 K



Alimentazione / Power supply
Alimentation / Stromversorgung

220 - 240V AC

3131-65-102

2700 lm

Bianco · White
Blanc · Weiß

Potenza tot. ass. / Total absorbed power
Tot. puiss. absorbé / Aolut absorb. Strom

30W

Alimentatore / Driver / Controleur / Treiber **INCLUSO / INCLUDED**

3145 MILA

DESIGN S.T. FABAS LUCE

STRUTTURA IN METALLO E METACRILATO / METAL AND METHACRYLATE FRAME
MONTURE EN METAL ET MÉTACHRYLATE / METALL- UND METHARYLATGESTELL



LED

CEILING

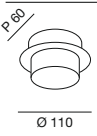
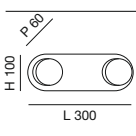
CE IP20

WARM WHITE 3000 K

 P 50 Ø 250	Alimentazione / Power supply	220 - 240V AC	3145-73-138	1050 lm	Cromo - Chromed
	Alimentation / Stromversorgung				Chromè - Verchromt
	N. LED	3			
	Potenza tot. ass. / Total absorbed power	9W			
	Tot. puiss. absorbé / Asolut absorb. Strom				
	Alimentatore / Driver / Controleur / Treiber	INCLUSO / INCLUDED			



LED

WALL	CE	IP20	WARM WHITE 3000 K		
 <p>Ø 110</p>				<p>220 - 240V AC</p> <p>3145-21-138</p> <p>350 lm</p> <p>Cromo - Chromed Chromè - Verchromt</p>	
				<p>Alimentazione / Power supply Alimentation / Stromversorgung</p> <p>N. LED 1</p> <p>Potenza tot. ass. / Total absorbed power Tot. puiss. absorbé / Asolut absorb. Strom</p> <p>Alimentatore / Driver / Controleur / Treiber</p>	<p>3W</p> <p>INCLUSO / INCLUDED</p>
 <p>H 100 L 300</p>				<p>220 - 240V AC</p> <p>3145-22-138</p> <p>700 lm</p> <p>Cromo - Chromed Chromè - Verchromt</p>	
				<p>Alimentazione / Power supply Alimentation / Stromversorgung</p> <p>N. LED 2</p> <p>Potenza tot. ass. / Total absorbed power Tot. puiss. absorbé / Asolut absorb. Strom</p> <p>Alimentatore / Driver / Controleur / Treiber</p>	<p>6W</p> <p>INCLUSO / INCLUDED</p>

2749 LAIO

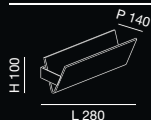
FLY DESIGN

STRUTTURA IN METALLO E VETRO IN LASTRA / METAL FRAME AND PLATE GLASS
MONTURE EN METAL ET VERRE PLAT / METALLGESTELL UND GLASPLATTE



R7s

WALL → R7s 1X150W CE  IP20 



2749-22-138



Cromo · Chromed
Chromé · Verchromt

2820 ALBATROS

DESIGN FEDERICA SUMAN

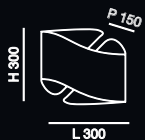
STRUTTURA IN METALLO E VETRO IN LASTRA / METAL FRAME AND PLATE GLASS
MONTURE EN METAL ET VERRE PLAT / METALLGESTELL UND GLASPLATTE

PLAFONIERE PARETE
CEILING WALL



R7s

WALL — R7s 1X150W CE ∇ IP20 \oplus



2820-22-102

Blanco · White
Blanc · Weiß

2820-22-125

Ambra · Amber
Ambre · Amber

3080 JOLI

FLY DESIGN

STRUTTURA IN METALLO E VETRO IN LASTRA / METAL FRAME AND PLATE GLASS
MONTURE EN METAL ET VERRE PLAT / METALLGESTELL UND GLASPLATTE

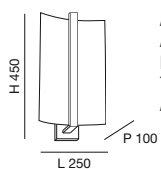


LED

WALL

CE IP20

WARM WHITE 3000 K



Alimentazione / Power supply
Alimentation / Stromversorgung
Potenza tot. ass. / Total absorbed power
Tot. puiss. absorbé / Asolut absorb. Strom
Alimentatore / Driver / Controleur / Treiber

220 - 240V AC

12W

INCLUSO / INCLUDED

3080-21-138

960 lm

Cromo · Chromed
Chromé · Verchromt

3220 BRIXI

DESIGN S.T. FABAS LUCE

STRUTTURA IN METALLO E VETRO IN LASTRA / METAL FRAME AND PLATE GLASS
MONTURE EN METAL ET VERRE PLAT / METALLGESTELL UND GLASPLATTE


PLAFONIERE PARETE
CEILING WALL

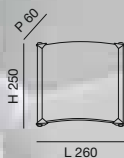


LED

WALL

CE  IP20

 WARM WHITE 3000 K



Alimentazione / Power supply
Alimentation / Stromversorgung
Potenza tot. ass. / Total absorbed power
Tot. puiss. absorbé / Absolut absorb. Strom
Alimentatore / Driver / Controleur / Treiber

220 - 240V AC

3220-21-102

1200 lm Bianco - White
Blanc - Weiß

12W

INCLUSO / INCLUDED



3189 FALCON

DESIGN DAVID DOLCINI

STRUTTURA IN METALLO / METAL FRAME
MONTURE EN METAL / METALLGESTELL




LED

WALL

CE ∇ IP20 \oplus

\otimes WARM WHITE 3000 K

H 150
P 110



L 250

Alimentazione / Power supply

220 - 240V AC

3189-29-102

1000 lm Bianco - White

Alimentation / Stromversorgung


Potenza tot. ass. / Total absorbed power

11W

Tot. puls. assorb. / Apsolut absorb. Strom

Alimentatore / Driver / Controleur / Treiber

INCLUSO / INCLUDED



3036 CURVE

EMMEVI DESIGN

STRUTTURA IN METALLO / METAL FRAME
MONTURE EN METAL / METALLGESTELL

PLAFONIERE PARETE
CEILING WALL



LED

WALL

CE IP20

WARM WHITE 3000 K



L 350x350

P 120

Alimentazione / Power supply
Alimentation / Stromversorgung

N. LED

Potenza tot. ass. / Total absorbed power
Tot. puissance absorbée / Asolut absorb. Strom

Alimentatore / Driver / Controleur / Treiber

220 - 240V AC

**7
14W**

INCLUSO / INCLUDED

3036-29-266

1300 lm

Bianco madreperlato
White pearl
Gris perle
Perlmutterfarben

R7s

WALL

R7s 1X150W

CE IP20



L 350x350

P 120


3036-21-266

Bianco madreperlato
White pearl
Gris perle
Perlmutterfarben

3133 LEAF

FLY DESIGN

STRUTTURA IN METALLO / METAL FRAME
MONTURE EN METAL / METALLGESTELL



LED

WALL

CE ∇ IP20 \oplus

\otimes WARM WHITE 3000 K



Alimentazione / Power supply

220 - 240V AC

3133-21-266

1200 lm

Bianco madreperlato · White pearl

Alimentation / Stromversorgung

Potenza tot. ass. / Total absorbed power

12W

3133-21-212

1200 lm

Gris perle · Perlmuttfarben

Tot. puiss. absorbé / Apsolut absorb. Strom

Alimentatore / Driver / Controleur / Treiber

INCLUSO / INCLUDED

Alluminio spazzolato

Brushed aluminium

Aluminium brossé

Aluminium gebürstet

3134 CLIPPER

FLY DESIGN

STRUTTURA IN METALLO / METAL FRAME
MONTURE EN METAL / METALLGESTELL

PLAFONIERE PARETE
CEILING WALL

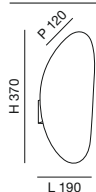


LED

WALL

CE ∇ IP20 \oplus

\otimes WARM WHITE 3000 K



Alimentazione / Power supply

220 - 240V AC

3134-21-266

1200 lm

Bianco madreperlato · White pearl

Alimentation / Stromversorgung

Potenza tot. ass. / Total absorbed power

12W

3134-21-212

1200 lm

Gris perle · Perlmuttfarben

Tot. puiss. absorbé / Apsolut absorb. Strom

Alimentatore / Driver / Controleur / Treiber

INCLUSO / INCLUDED

Alluminio spazzolato

Aluminium brossé

Aluminium gebürstet

3162 OSAKA LED 3163

DESIGN S.T. FABAS LUCE

STRUTTURA IN METALLO E VETRO IN LASTRA / METAL FRAME AND PLATE GLASS
MONTURE EN METAL ET VERRE PLAT / METALLGESTELL UND GLASPLATTE



LED
1400 LUMEN
3000° K
15W
1X100W

LED
2450 LUMEN
3000° K
28W
2x100W

LED

CEILING	CE	IP20	WARM WHITE 3000 K	NATURAL WHITE 4000 K
<p>H 100 L 300x300</p>	Alimentazione / Power supply Alimentation / Stromversorgung N. LED Potenza tot. ass. / Total absorbed power Tot. puissance absorbée / Absolut absorb. Strom Alimentatore / Driver / Controleur / Treiber	220 - 240V AC 36 15W INCLUSO / INCLUDED	3162-61-102 1400 lm Bianco · White Blanc · Weiß	3163-61-102 1550 lm Bianco · White Blanc · Weiß
			3162-61-138 1400 lm Cromo · Chromed Chromé · Verchromt	3163-61-138 1550 lm Cromo · Chromed Chromé · Verchromt
			3162-61-178 1400 lm Nichel satinato · Satined nickel Nickel satiné · Nickel satiniert	3163-61-178 1550 lm Nichel satinato · Satined nickel Nickel satiné · Nickel satiniert
<p>H 120 L 400x400</p>	Alimentazione / Power supply Alimentation / Stromversorgung N. LED Potenza tot. ass. / Total absorbed power Tot. puissance absorbée / Absolut absorb. Strom Alimentatore / Driver / Controleur / Treiber	220 - 240V AC 49 28W INCLUSO / INCLUDED	3162-66-102 2450 lm Bianco · White Blanc · Weiß	3163-66-102 2750 lm Bianco · White Blanc · Weiß
			3162-66-138 2450 lm Cromo · Chromed Chromé · Verchromt	3163-66-138 2750 lm Cromo · Chromed Chromé · Verchromt
			3162-66-178 2450 lm Nichel satinato · Satined nickel Nickel satiné · Nickel satiniert	3163-66-178 2750 lm Nichel satinato · Satined nickel Nickel satiné · Nickel satiniert

2867 OSAKA E14/E27

PLAFONIERE PARETE
CEILING WALL

DESIGN S.T. FABAS LUCE

STRUTTURA IN METALLO E VETRO IN LASTRA
METAL FRAME AND PLATE GLASS
MONTURE EN METAL ET VERRE PLAT
METALLGESTELL UND GLASPLATTE



E14

WALL  E14 1X40W  

H 180



L 220x220

2867-21-102

Bianco · White
Blanc · Weiß

2867-21-138

Cromo · Chromed
Chromé · Verchromt

2867-21-178

Nichel satinato
Satinéd nickel
Nickel satiné
Nickel satiniert

E27

CEILING  E27 2X42W  

H 100



L 300x300

2867-61-102

Bianco · White
Blanc · Weiß

2867-61-138

Cromo · Chromed
Chromé · Verchromt

2867-61-178

Nichel satinato
Satinéd nickel
Nickel satiné
Nickel satiniert

E27

CEILING  E27 3X42W  

H 120



L 400x400

2867-66-102

Bianco · White
Blanc · Weiß

2867-66-138

Cromo · Chromed
Chromé · Verchromt

2867-66-178

Nichel satinato
Satinéd nickel
Nickel satiné
Nickel satiniert

6701 BAY

DESIGN S.T. FABAS LUCE

STRUTTURA IN METALLO E METACRILATO / METAL AND METHACRYLATE FRAME
MONTURE EN METAL ET MÉTACHRYLATE / METALL - UND METHARYLATGESTELL






2450
LUMEN
3000° K

LED
28W

2x100W

LED

CEILING	CE IP20	WARM WHITE 3000 K	NATURAL WHITE 4000 K			
 L 300x300 45°	Alimentazione / Power supply Alimentation / Stromversorgung N. LED	220 - 240V AC	6701-02-954	2450 lm Bianco · White Blanc · Weiß	6701-04-954	2750 lm Bianco · White Blanc · Weiß
	Potenza tot. ass. / Total absorbed power Tot. puiss. absorbé / Asolut absorb. Strom Alimentatore / Driver / Controleur / Treiber	49 28W	6701-02-974	2450 lm Nichel satinato Satinéd nickel Nickel satiné Nickel satiniert	6701-04-974	2750 lm Nichel satinato Satinéd nickel Nickel satiné Nickel satiniert
	INCLUSO / INCLUDED					

3166 PLAZA LED 3167

DESIGN S.T. FABAS LUCE

STRUTTURA IN METALLO E VETRO IN LASTRA
METAL FRAME AND PLATE GLASS
MONTURE EN METAL ET VERRE PLAT
METALLGESTELL UND GLASPLATTE




1800 LUMEN
3000° K

LED 19W
2x75W

2400 LUMEN
3000° K

LED 27W
2x100W

LED

CEILING	CE	IP41	WARM WHITE 3000 K	NATURAL WHITE 4000 K
<p>P. 190</p>  <p>Ø 300</p>	<p>Alimentazione / Power supply Alimentation / Stromversorgung N. LED Potenza tot. ass. / Total absorbed power Tot. puiss. absorbé / Asolut absorb. Strom Alimentatore / Driver / Controleur / Treiber</p>	<p>220 - 240V AC 42 19W INCLUSO / INCLUDED</p>	<p>3166-61-102 1800 lm Bianco · White Blanc · Weiß</p>	<p>3167-61-102 1900 lm Bianco · White Blanc · Weiß</p>
			<p>3166-61-138 1800 lm Cromo · Chromed Chromé · Verchromt</p>	<p>3167-61-138 1900 lm Cromo · Chromed Chromé · Verchromt</p>
			<p>3166-61-178 1800 lm Nichel satinato · Satined nickel Nickel satiné · Nickel satiniert</p>	<p>3167-61-178 1900 lm Nichel satinato · Satined nickel Nickel satiné · Nickel satiniert</p>
<p>P. 100</p>  <p>Ø 400</p>	<p>Alimentazione / Power supply Alimentation / Stromversorgung N. LED Potenza tot. ass. / Total absorbed power Tot. puiss. absorbé / Asolut absorb. Strom Alimentatore / Driver / Controleur / Treiber</p>	<p>220 - 240V AC 52 27W INCLUSO / INCLUDED</p>	<p>3166-65-102 2400 lm Bianco · White Blanc · Weiß</p>	<p>3167-65-102 2700 lm Bianco · White Blanc · Weiß</p>
			<p>3166-65-138 2400 lm Cromo · Chromed Chromé · Verchromt</p>	<p>3167-65-138 2700 lm Cromo · Chromed Chromé · Verchromt</p>
			<p>3166-65-178 2400 lm Nichel satinato · Satined nickel Nickel satiné · Nickel satiniert</p>	<p>3167-65-178 2700 lm Nichel satinato · Satined nickel Nickel satiné · Nickel satiniert</p>

2866 PLAZA E14/E27


DESIGN S.T. FABAS LUCE

STRUTTURA IN METALLO E VETRO IN LASTRA
 METAL FRAME AND PLATE GLASS
 MONTURE EN METAL ET VERRE PLAT
 METALLGESTELL UND GLASPLATTE

PLAFONIERE PARETE
 CEILING WALL

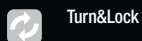


E14

WALL  E14 1X40W  



- 2866-23-102** Bianco · White
Blanc · Weiß
- 2866-23-138** Cromo · Chromed
Chromé · Verchromt
- 2866-23-178** Nichel satinato
Satinéd nickel
Nickel satiné
Nickel satiniert




E27

CEILING  E27 2X42W  



- 2866-61-102** Bianco · White
Blanc · Weiß
- 2866-61-138** Cromo · Chromed
Chromé · Verchromt
- 2866-61-178** Nichel satinato
Satinéd nickel
Nickel satiné
Nickel satiniert




E27

CEILING  E27 3X42W  



- 2866-66-102** Bianco · White
Blanc · Weiß
- 2866-66-138** Cromo · Chromed
Chromé · Verchromt
- 2866-66-178** Nichel satinato
Satinéd nickel
Nickel satiné
Nickel satiniert



3208 KELTY LED

DESIGN S.T. FABAS LUCE

STRUTTURA IN METALLO E PLASTICA / METAL AND PLASTIC FRAME
MONTURE EN METAL ET PLASTIQUE / METALL-UND KUNSTSTOFFGESTELL



1300 LUMEN
3000° K

LED 14W
1x100W

2400 LUMEN
3000° K

LED 27W
2x100W

LED

		CE IP20	WARM WHITE 3000 K			NATURAL WHITE 4000 K		
<p>Ø 300</p>	Alimentazione / Power supply	220 - 240V AC	3208-61-212	1300 lm	Alluminio Aluminum	3208-62-212	1450 lm	Alluminio Aluminum
	Alimentation / Stromversorgung							
	N. LED	33						
	Potenza tot. ass. / Total absorbed power	14W			Turn&Lock		Turn&Lock	
	Tot. puiss. absorbé / Asolut absorb. Strom							
	Alimentatore / Driver / Controleur / Treiber	INCLUSO / INCLUDED						
<p>Ø 350</p>	Alimentazione / Power supply	220 - 240V AC	3208-65-212	2400 lm	Alluminio Aluminum	3208-66-212	2700 lm	Alluminio Aluminum
	Alimentation / Stromversorgung							
	N. LED	52						
	Potenza tot. ass. / Total absorbed power	27W			Turn&Lock		Turn&Lock	
	Tot. puiss. absorbé / Asolut absorb. Strom							
	Alimentatore / Driver / Controleur / Treiber	INCLUSO / INCLUDED						

3228 KELTY E27

3232

DESIGN S.T. FABAS LUCE

STRUTTURA IN METALLO E PLASTICA / METAL AND PLASTIC FRAME
 MONTURE EN METAL ET PLASTIQUE / METALL-UND KUNSTSTOFFGESTELL

PLAFONIERE PARETE
 CEILING WALL



))) **SENSOR**

E27

CEILING	E27 1X42W	CE
	3232-61-212	Alluminio Aluminium
	3228-61-212 SENSOR	Alluminio Aluminium
		Turn&Lock

E27

CEILING	E27 2X30W	CE
	3232-65-212	Alluminio Aluminium
	3228-65-212 SENSOR	Alluminio Aluminium
		Turn&Lock

3217 ROYSTON LED

DESIGN S.T. FABAS LUCE

STRUTTURA IN METALLO E VETRO IN LASTRA / METAL FRAME AND PLATE GLASS
MONTURE EN METAL ET VERRE PLAT / METALLGESTELL UND GLASPLATTE



1200 LUMEN
3000° K

LED 13W
1X100W

1800 LUMEN
3000° K

LED 19W
2x75W

LED

CEILING	CE	IP20	WARM WHITE 3000 K	NATURAL WHITE 4000 K
 <p>Alimentazione / Power supply Numero LED / LED number Potenza tot. ass. / Total absorbed power Driver</p>	220 - 240V AC	30	3217-61-138 1200 lm	3217-62-138 1300 lm
			13W	3217-61-178 1200 lm
		INCLUSO / INCLUDED	Cromo · Chromed Chromé · Verchromt	Cromo · Chromed Chromé · Verchromt
			Nichel satinato · Satined nickel Nickel satiné · Nickel satiniert	Nichel satinato · Satined nickel Nickel satiné · Nickel satiniert
 <p>Alimentazione / Power supply Numero LED / LED number Potenza tot. ass. / Total absorbed power Driver</p>	220 - 240V AC	42	3217-65-138 1800 lm	3217-66-138 1900 lm
			19W	3217-65-178 1800 lm
		INCLUSO / INCLUDED	Cromo · Chromed Chromé · Verchromt	Cromo · Chromed Chromé · Verchromt
			Nichel satinato · Satined nickel Nickel satiné · Nickel satiniert	Nichel satinato · Satined nickel Nickel satiné · Nickel satiniert

3231 ROYSTON E14-E27





DESIGN S.T. FABAS LUCE

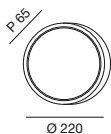
STRUTTURA IN METALLO E VETRO IN LASTRA / METAL FRAME AND PLATE GLASS
MONTURE EN METAL ET VERRE PLAT / METALLGESTELL UND GLASPLATTE

PLAFONIERE PARETE
CEILING WALL



E14

CEILING  E14 1X40W   







3231-61-138

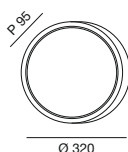
Cromo - Chromed
Chromé - Verchromt

3231-61-178

Nichel satinato
Satinéd nickel
Nickel satiné
Nickel satiniert

E27

CEILING  E27 2X40W   



3231-65-138

Cromo - Chromed
Chromé - Verchromt

3231-65-178

Nichel satinato
Satinéd nickel
Nickel satiné
Nickel satiniert

3100 KENT LED 3152

DESIGN DAVID DOLCINI

STRUTTURA IN METALLO E VETRO IN LASTRA
METAL FRAME AND PLATE GLASS
MONTURE EN METAL ET VERRE PLAT
METALLGESTELL UND GLASPLATTE



LED

CEILING	CE ∇ IP20 \oplus	WARM WHITE 3000 K	NATURAL WHITE 4000 K
<p>Alimentazione / Power supply Alimentation / Stromversorgung N. LED Potenza tot. ass. / Total absorbed power Tot. puiss. absorbé / Asolut absorb. Strom Alimentatore / Driver / Controleur / Treiber</p>	<p>220 - 240V AC</p> <p>30 13W</p> <p>INCLUSO / INCLUDED</p>	<p>3152-61-102</p> <p>1200 lm</p> <p>Bianco · White Blanc · Weiß</p>	<p>3100-61-102</p> <p>1300 lm</p> <p>Bianco · White Blanc · Weiß</p>
<p>Alimentazione / Power supply Alimentation / Stromversorgung N. LED Potenza tot. ass. / Total absorbed power Tot. puiss. absorbé / Asolut absorb. Strom Alimentatore / Driver / Controleur / Treiber</p>	<p>220 - 240V AC</p> <p>52 27W</p> <p>INCLUSO / INCLUDED</p>	<p>3152-65-102</p> <p>2400 lm</p> <p>Bianco · White Blanc · Weiß</p>	<p>3100-65-102</p> <p>2700 lm</p> <p>Bianco · White Blanc · Weiß</p>

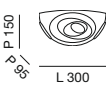

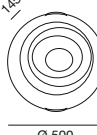

3061 KENT E27

DESIGN DAVID DOLCINI

STRUTTURA IN METALLO E VETRO IN LASTRA
 METAL FRAME AND PLATE GLASS
 MONTURE EN METAL ET VERRE PLAT
 METALLGESTELL UND GLASPLATTE

PLAFONIERE PARETE
 CEILING WALL



E27		E27		E27		E27	
WALL	E27 1X60W	CEILING	E27 1X60W	CEILING	E27 3X40W	CEILING	E27 2X60W
	<p>3061-21-102 Bianco · White Blanc · Weiß</p> <p>3061-21-104 Rosso · Red Rouge · Rot</p> <p>3061-21-140 Verde · Green Vert · Grün</p> <p>3061-21-267 Viola · Purple Violette · Violett</p>		<p>3061-61-102 Bianco · White Blanc · Weiß</p> <p>3061-61-104 Rosso · Red Rouge · Rot</p> <p>3061-61-140 Verde · Green Vert · Grün</p> <p>3061-61-267 Viola · Purple Violette · Violett</p>		<p>3061-64-102 Bianco · White Blanc · Weiß</p> <p>3061-64-104 Rosso · Red Rouge · Rot</p> <p>3061-64-140 Verde · Green Vert · Grün</p> <p>3061-64-267 Viola · Purple Violette · Violett</p>		<p>3061-65-102 Bianco · White Blanc · Weiß</p> <p>3061-65-104 Rosso · Red Rouge · Rot</p> <p>3061-65-140 Verde · Green Vert · Grün</p> <p>3061-65-267 Viola · Purple Violette · Violett</p>

3122 FOX LED 3098

DESIGN S.T. FABAS LUCE

STRUTTURA IN METALLO E VETRO IN LASTRA / METAL FRAME AND PLATE GLASS
MONTURE EN METAL ET VERRE PLAT / METALLGESTELL UND GLASPLATTE



1200
LUMEN
3000° K

LED
13W

1X100W

2400
LUMEN
3000° K

LED
27W

2x100W

LED

CEILING	CE	IP20	WARM WHITE 3000 K	NATURAL WHITE 4000 K
<p>Alimentazione / Power supply Alimentation / Stromversorgung N. LED Potenza tot. ass. / Total absorbed power Tot. puiss. absorbé / Asolut absorb. Strom Alimentatore / Driver / Controleur / Treiber</p> <p>220 - 240V AC 30 13W INCLUSO / INCLUDED</p>			<p>3122-61-102 1200 lm Bianco · White Blanc · Weiß</p>	<p>3098-61-102 1300 lm Bianco · White Blanc · Weiß</p>
<p>Alimentazione / Power supply Alimentation / Stromversorgung N. LED Potenza tot. ass. / Total absorbed power Tot. puiss. absorbé / Asolut absorb. Strom Alimentatore / Driver / Controleur / Treiber</p> <p>220 - 240V AC 52 27W INCLUSO / INCLUDED</p>			<p>3122-65-102 2400 lm Bianco · White Blanc · Weiß</p>	<p>3098-65-102 2700 lm Bianco · White Blanc · Weiß</p>

2385 FOX E27

DESIGN S.T. FABAS LUCE

STRUTTURA IN METALLO E VETRO IN LASTRA / METAL FRAME AND PLATE GLASS
 MONTURE EN METAL ET VERRE PLAT / METALLGESTELL UND GLASPLATTE

PLAFONIERE PARETE
 CEILING WALL



E27

WALL  E27 1X60W CE 

H 150
P 95



2385-21-102

Bianco · White
Blanc · Weiß

E27

CEILING  E27 1X60W CE 

P 95



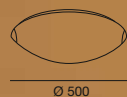
2385-61-102

Bianco · White
Blanc · Weiß

E27

CEILING  E27 3X40W CE 

P 145



2385-64-102

Bianco · White
Blanc · Weiß

E27

CEILING  E27 2X60W CE 

P 130



2385-65-102

Bianco · White
Blanc · Weiß




3062 LYNN




DESIGN DAVID DOLCINI

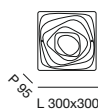
STRUTTURA IN METALLO E VETRO IN LASTRA / METAL FRAME AND PLATE GLASS
MONTURE EN METAL ET VERRE PLAT / METALLGESTELL UND GLASPLATTE

PLAFONIERE PARETE
CEILING WALL





E27

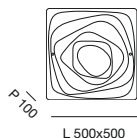
CEILING  E27 1X60W  



3062-61-102 Bianco · White · Blanc · Weiß
3062-61-104 Rosso · Red · Rouge · Rot
3062-61-140 Verde · Green · Vert · Grün
3062-61-267 Viola · Purple · Violette · Violett

E27

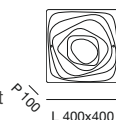
CEILING  E27 3X40W  



3062-64-102 Bianco · White · Blanc · Weiß
3062-64-104 Rosso · Red · Rouge · Rot
3062-64-140 Verde · Green · Vert · Grün
3062-64-267 Viola · Purple · Violette · Violett

E27

CEILING  E27 2X60W  



3062-65-102 Bianco · White · Blanc · Weiß
3062-65-104 Rosso · Red · Rouge · Rot
3062-65-140 Verde · Green · Vert · Grün
3062-65-267 Viola · Purple · Violette · Violett

2957 MAGGIE

DESIGN S.T. FABAS LUCE

STRUTTURA IN METALLO E VETRO IN LASTRA / METAL FRAME AND PLATE GLASS
MONTURE EN METAL ET VERRE PLAT / METALLGESTELL UND GLASPLATTE



E27

WALL  E27 1X60W   

P₉₀
2957-21-102

Bianco · White
Blanc · Weiß



E27

CEILING  E27 1X60W   

P₉₀
2957-61-102

Bianco · White
Blanc · Weiß



E27




CEILING  E27 3X40W   

P₉₀
2957-64-102

Bianco · White
Blanc · Weiß




E27

CEILING  E27 2X60W   

P₉₀
2957-65-102

Bianco · White
Blanc · Weiß





2957 MAGGIE


DESIGN S.T. FABAS LUCE



STRUTTURA IN METALLO E VETRO IN LASTRA / METAL FRAME AND PLATE GLASS
MONTURE EN METAL ET VERRE PLAT / METALLGESTELL UND GLASPLATTE

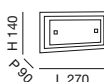


E27

2957 WALL

 E27 1X60W


CE  IP20 



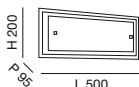
2957-22-102 Bianco · White · Blanc · Weiß

E27

2957 WALL

 E27 2X60W


CE  IP20 



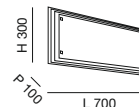
2957-26-102 Bianco · White · Blanc · Weiß

E27

2957 CEILING

 E27 4X40W

CE  IP20 



2957-66-102 Bianco · White · Blanc · Weiß






2958 HILL

DESIGN S.T. FABAS LUCE


STRUTTURA IN METALLO E VETRO IN LASTRA / METAL FRAME AND PLATE GLASS
MONTURE EN METAL ET VERRE PLAT / METALLGESTELL UND GLASPLATTE

PLAFONIERE PARETE
CEILING WALL




E27

WALL  E27 1X60W   




P 90
H 150
L 330

2958-21-102 Bianco · White
Blanc · Weiß


E27

CEILING  E27 1X60W   



H 90
Ø 330

2958-61-102 Bianco · White
Blanc · Weiß


E27

CEILING  E27 3X40W   

H 90
Ø 460

2958-64-102 Bianco · White
Blanc · Weiß

E27

CEILING  E27 2X60W   

H 90
Ø 400

2958-65-102 Bianco · White
Blanc · Weiß

3113 MILTON

ALESSANDRO ROVERSELLI DESIGN

STRUTTURA IN METALLO E VETRO IN LASTRA / METAL FRAME AND PLATE GLASS
MONTURE EN METAL ET VERRE PLAT / METALLGESTELL UND GLASPLATTE

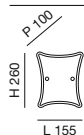


E27

WALL  E27 1X60W  

3113-22-102

Bianco · White
Blanc · Weiß

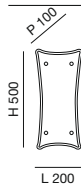


E27




WALL  E27 2X60W  

3113-26-102

Bianco · White
Blanc · Weiß

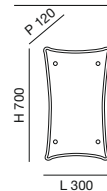


E27

CEILING  E27 4X40W  

3113-66-102

Bianco · White
Blanc · Weiß








3113 MILTON


ALESSANDRO ROVERSELLI DESIGN

STRUTTURA IN METALLO E VETRO IN LASTRA / METAL FRAME AND PLATE GLASS
MONTURE EN METAL ET VERRE PLAT / METALLGESTELL UND GLASPLATTE






E27


WALL  E27 1X60W CE  IP20 

 **3113-21-102** Bianco · White
Blanc · Weiß

H 190
L 370




E27


CEILING  E27 1X60W CE  IP20 

 **3113-61-102** Bianco · White
Blanc · Weiß

P 80
L 300X300

E27

CEILING  E27 2X60W CE  IP20 

 **3113-65-102** Bianco · White
Blanc · Weiß

P 90
L 400X400

3197 HI

DESIGN DAVID DOLCINI

STRUTTURA IN METALLO E VETRO IN LASTRA / METAL FRAME AND PLATE GLASS
MONTURE EN METAL ET VERRE PLAT / METALLGESTELL UND GLASPLATTE

PLAFONIERE PARETE
CEILING WALL



E27

WALL  E27 1X60W  

3197-21-102

Bianco · White
Blanc · Weiß



3063 ALMA



DESIGN FEDERICA SUMAN

STRUTTURA IN METALLO E VETRO IN LASTRA / METAL FRAME AND PLATE GLASS
MONTURE EN METAL ET VERRE PLAT / METALLGESTELL UND GLASPLATTE



E27

CEILING  E27 1X60W

CE  IP20 



3063-61-102

Bianco · White
Blanc · Weiß

Ø 300

E27

CEILING  E27 3X40W

CE  IP20 






3063-64-102

Bianco · White
Blanc · Weiß

Ø 500

E27

CEILING  E27 2X60W


CE  IP20 



3063-65-102

Bianco · White
Blanc · Weiß

Ø 400



E27

CEILING ✂ E27 1X60W CE ∇ IP20 \oplus

3063-21-102

Bianco · White
Blanc · Weiß

H 150



L 300



3141 LIDO

DESIGN S.T. FABAS LUCE

STRUTTURA IN METALLO E VETRO IN LASTRA / METAL FRAME AND PLATE GLASS
MONTURE EN METAL ET VERRE PLAT / METALLGESTELL UND GLASPLATTE



E27

CEILING



E27 1X60W

CE IP20



3141-61-102

Bianco · White
Blanc · Weiß

Ø 300

P 80

E27

CEILING



E27 2X60W

CE IP20



3141-65-102

Bianco · White
Blanc · Weiß

Ø 400

P 90

3139 FOGG

DESIGN S.T. FABAS LUCE

STRUTTURA IN METALLO E VETRO IN LASTRA / METAL FRAME AND PLATE GLASS
MONTURE EN METAL ET VERRE PLAT / METALLGESTELL UND GLASPLATTE

PLAFONIERE PARETE
CEILING WALL



E27

CEILING  E27 1X60W   



3139-61-102

Bianco · White
Blanc · Weiß

Ø 300 P 90

E27

CEILING  E27 2X60W   



3139-65-102

Bianco · White
Blanc · Weiß

Ø 400 P 90

3144 DOMINO

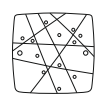
DESIGN S.T. FABAS LUCE

STRUTTURA IN METALLO E VETRO IN LASTRA / METAL FRAME AND PLATE GLASS
MONTURE EN METAL ET VERRE PLAT / METALLGESTELL UND GLASPLATTE




E27

CEILING  E27 1X60W  IP20 



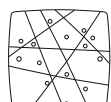
3144-61-102

Bianco · White
Blanc · Weiß

L 300x300 


E27

CEILING  E27 2X60W  IP20 



3144-65-102

Bianco · White
Blanc · Weiß


L 400x400 

3138 GAO

DESIGN S.T. FABAS LUCE

STRUTTURA IN METALLO E VETRO IN LASTRA / METAL FRAME AND PLATE GLASS
MONTURE EN METAL ET VERRE PLAT / METALLGESTELL UND GLASPLATTE

PLAFONIERE PARETE
CEILING WALL



E27

CEILING  E27 1X60W   



3138-61-102

Bianco · White
Blanc · Weiß

L 300x300

P 90

E27

CEILING  E27 2X60W   



3138-65-102

Bianco · White
Blanc · Weiß

L 400x400

P 100

2881 GRACE

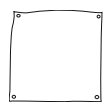
DESIGN S.T. FABAS LUCE

STRUTTURA IN METALLO E VETRO IN LASTRA / METAL FRAME AND PLATE GLASS
MONTURE EN METAL ET VERRE PLAT / METALLGESTELL UND GLASPLATTE



E27

CEILING  E27 1X60W  

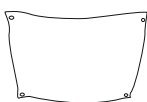


2881-61-102 Bianco · White
Blanc · Weiß

L 300x300

E27

CEILING  E27 3X60W  



2881-65-102 Bianco · White
Blanc · Weiß

L 400x400

2651 SMART

DESIGN S.T. FABAS LUCE

STRUTTURA IN METALLO E VETRO IN LASTRA METAL FRAME AND PLATE GLASS
MONTURE EN METAL ET VERRE PLAT METALLGESTELL UND GLASPLATTE

PLAFONIERE PARETE
CEILING WALL



E27

WALL  E27 1X60W  



2651-21-102 Bianco · White
Blanc · Weiß

L 190

2427 RIVOLI


FLY DESIGN

STRUTTURA IN METALLO E VETRO IN LASTRA / METAL FRAME AND PLATE GLASS
MONTURE EN METAL ET VERRE PLAT / METALLGESTELL UND GLASPLATTE



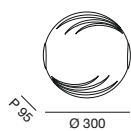
E27

WALL  E27 1X60W CE  IP20



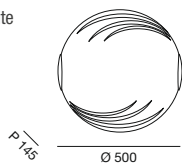
E27

CEILING  E27 1X60W CE  IP20



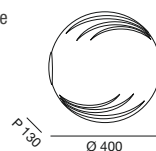
E27

CEILING  E27 3X40W CE  IP20



E27

CEILING  E27 2X60W CE  IP20



3108 BERK

DESIGN S.T. FABAS LUCE

STRUTTURA IN METALLO E VETRO IN LASTRA / METAL FRAME AND PLATE GLASS
MONTURE EN METAL ET VERRE PLAT / METALLGESTELL UND GLASPLATTE

PLAFONIERE PARETE
CEILING WALL



E27

CEILING



E27 1X60W

CE IP20

P 80



Ø 300

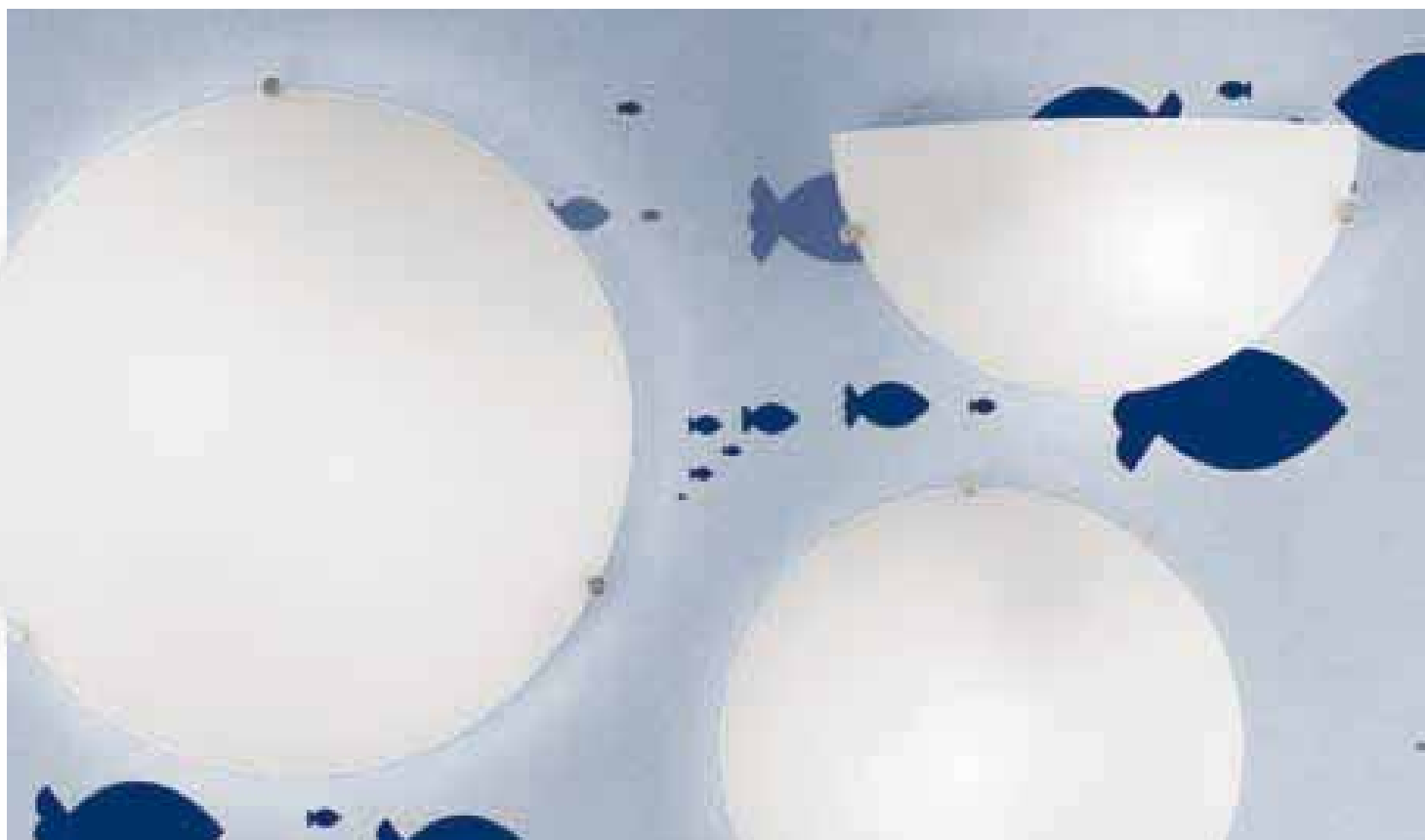
3108-61-102

Bianco · White
Blanc · Weiß

2689 PARTY

DESIGN S.T. FABAS LUCE

STRUTTURA IN METALLO E VETRO IN LASTRA / METAL FRAME AND PLATE GLASS
MONTURE EN METAL ET VERRE PLAT / METALLGESTELL UND GLASPLATTE

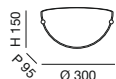


E27

WALL  E27 1X60W  IP20 

2689-21-102

Bianco · White
Blanc · Weiß

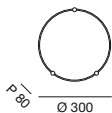


E27

CEILING  E27 1X60W  IP20 

2689-61-102

Bianco · White
Blanc · Weiß

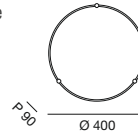


E27

CEILING  E27 2X60W  IP20 

2689-65-102

Bianco · White
Blanc · Weiß



2607 FIORI

FLY DESIGN

STRUTTURA IN METALLO E VETRO IN LASTRA / METAL FRAME AND PLATE GLASS
 MONTURE EN METAL ET VERRE PLAT / METALLGESTELL UND GLASPLATTE

PLAFONIERE PARETE
 CEILING WALL

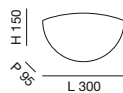


E27

WALL E27 1X60W

2607-21-102

Bianco · White
 Blanc · Weiß

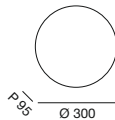


E27

CEILING E27 1X60W

2607-61-102

Bianco · White
 Blanc · Weiß

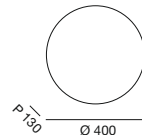


E27

CEILING E27 2X60W

2607-65-102

Bianco · White
 Blanc · Weiß



3119 EDEN

FLY DESIGN

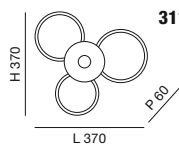
STRUTTURA IN METALLO E VETRO IN LASTRA / METAL FRAME AND PLATE GLASS
MONTURE EN METAL ET VERRE PLAT / METALLGESTELL UND GLASPLATTE





G9

WALL  G9 3X40W    

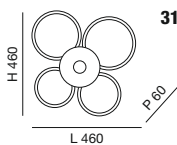


3119-21-102

Bianco · White
Blanc · Weiß

G9

CEILING  G9 4X40W    




3119-65-102

Bianco · White
Blanc · Weiß

3118 DELFI

FLY DESIGN

STRUTTURA IN METALLO E VETRO IN LASTRA / METAL FRAME AND PLATE GLASS
MONTURE EN METAL ET VERRE PLAT / METALLGESTELL UND GLASPLATTE

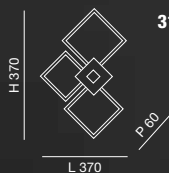


G9

WALL G9 3X40W

3118-21-102

Bianco · White
Blanc · Weiß

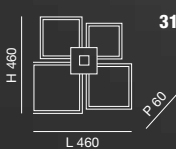


G9

CEILING G9 4X40W

3118-65-102

Bianco · White
Blanc · Weiß









3130 MAGIC

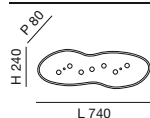
FLY DESIGN

STRUTTURA IN METALLO E VETRO IN LASTRA / METAL FRAME AND PLATE GLASS
MONTURE EN METAL ET VERRE PLAT / METALLGESTELL UND GLASPLATTE



G4

CEILING  G4 7X20W (12V)   



3130-65-102

Bianco · White
Blanc · Weiß

2998 MIMOSA





DESIGN S.T. FABAS LUCE

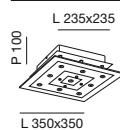
STRUTTURA IN METALLO E VETRO IN LASTRA / METAL FRAME AND PLATE GLASS
MONTURE EN METAL ET VERRE PLAT / METALLGESTELL UND GLASPLATTE

PLAFONIERE PARETE
CEILING WALL



G4

CEILING  **G4 9X20W (12V)**   

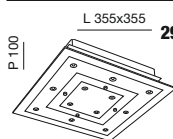


2998-65-138

Cromo · Chromed
Chromé · Verchromt

G4

CEILING  **G4 12X20W (12V)**   



2998-64-138

Cromo · Chromed
Chromé · Verchromt

2599 MOON

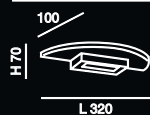
FLY DESIGN

STRUTTURA IN METALLO E VETRO IN LASTRA / METAL FRAME AND PLATE GLASS
MONTURE EN METAL ET VERRE PLAT / METALLGESTELL UND GLASPLATTE



R7s

WALL  R7s 1X150W  



2599-22-185 Cromo satinato
Satinéd chrome
Chrome satiné
Chrom satiniert

2748 FEDRA





FLY DESIGN

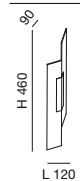
STRUTTURA IN METALLO E VETRO IN LASTRA / METAL FRAME AND PLATE GLASS
MONTURE EN METAL ET VERRE PLAT / METALLGESTELL UND GLASPLATTE

PLAFONIERE PARETE
CEILING WALL



R7s

WALL  R7s 1X100W   



2748-22-102

Bianco · White
Blanc · Weiß

2622 LAURA

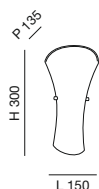
FLY DESIGN

STRUTTURA IN METALLO E VETRO SOFFIATO / METAL FRAME AND BLOWN GLASS
MONTURE EN METAL ET VERRE SOUFFLE / METALLGESTELL UND GEBLASENES GLAS



E27

WALL  E27 1X100W  



2622-21-102

Bianco · White
Blanc · Weiß

2622-21-120

Righe marroni · Brown strips
Band marron · Braune Streifen

2622-21-249

Scavo giallo · Yellow scavo
Verre scavo · Scavo gelbe

2855 CHELSEA





DESIGN S.T. FABAS LUCE

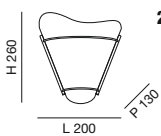
STRUTTURA IN METALLO E VETRO IN LASTRA / METAL FRAME AND PLATE GLASS
MONTURE EN METAL ET VERRE PLAT / METALLGESTELL UND GLASPLATTE

PLAFONIERE PARETE
CEILING WALL



E14

WALL  E14 1X60W   



2855-21-102

Bianco · White
Blanc · Weiß

2675 BOOK

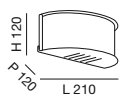
FLY DESIGN

STRUTTURA IN METALLO E VETRO IN LASTRA / METAL FRAME AND PLATE GLASS
MONTURE EN METAL ET VERRE PLAT / METALLGESTELL UND GLASPLATTE



E27

WALL  E27 1X60W   



2675-21-178

Nichel satinato
Satined nickel
Nickel satiné
Nickel satiniert

3177 SLANE

ALHAMBRETTO DESIGN

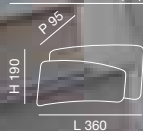
STRUTTURA IN METALLO E VETRO IN LASTRA / METAL FRAME AND PLATE GLASS
MONTURE EN METAL ET VERRE PLAT / METALLGESTELL UND GLASPLATTE

PLAFONIERE PARETE
CEILING WALL



E27

WALL  E27 1X60W   IP20 



3177-21-178

Nichel satinato
Satinéd nickel
Nickel satiné
Nickel satiniert

3068 LOGAN

DESIGN S.T. FABAS LUCE

STRUTTURA IN METALLO E VETRO SOFFIATO / METAL FRAME AND BLOWN GLASS
MONTURE EN METAL ET VERRE SOUFFLE / METALLGESTELL UND GEBLASENES GLAS



 **SENSOR**  **IP44**

Sensore ad infrarossi · Infrared sensor
Capteur à infrarouge · Infrarotsensor

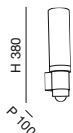
E27

WALL  E27 1X40W  

Ø 80

3068-21-102 Bianco · White · Blanc · Weiß

 Turn&Lock



2801 DEDO

DESIGN S.T. FABAS LUCE





STRUTTURA IN METALLO E VETRO SOFFIATO / METAL FRAME AND BLOWN GLASS
MONTURE EN METAL ET VERRE SOUFFLE / METALLGESTELL UND GEBLASENES GLAS

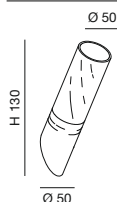
PLAFONIERE PARETE
CEILING WALL



IP44

G9

WALL  G9 1X40W   



2801-21-138 Cromo · Chromed
Chromé · Verchromt



Turn&Lock


2854 EVELYNE

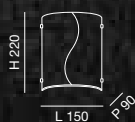
DESIGN S.T. FABAS LUCE

STRUTTURA IN METALLO E VETRO IN LASTRA / METAL FRAME AND PLATE GLASS
MONTURE EN METAL ET VERRE PLAT / METALLGESTELL UND GLASPLATTE



E27

WALL  E27 1X60W  




- 2854-21-101** Nero · Black · Noir · Schwarz
- 2854-21-102** Bianco · White · Blanc · Weiß
- 2854-21-104** Rosso · Red · Rouge · Rot
- 2854-21-125** Ambra · Amber · Ambre · Amber

2890 PICCADILLY

DESIGN S.T. FABAS LUCE

STRUTTURA IN METALLO E VETRO IN LASTRA / METAL FRAME AND PLATE GLASS
MONTURE EN METAL ET VERRE PLAT / METALLGESTELL UND GLASPLATTE

PLAFONIERE PARETE
CEILING WALL



E27

WALL  E27 2X60W  

2890-21-102

Bianco · White
Blanc · Weiß

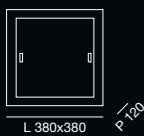


E27

CEILING  E27 3X60W  

2890-65-102

Bianco · White
Blanc · Weiß



3077 LESLIE

FLY DESIGN

STRUTTURA IN METALLO / METAL FRAME
MONTURE EN METAL / METALLGESTELL



LED

WALL

CE ∇ IP20 \oplus

WARM WHITE 3000 K



Alimentazione / Power supply

220 - 240V AC

3077-26-171

960 lm

Ruggine scuro

Alimentation / Stromversorgung

12W

3077-26-178

960 lm

Dark rust colour

Potenza tot. ass. / Total absorbed power

Tot. puiss. absorbé / Asolut absorb. Strom

Alimentatore / Driver / Controleur / Treiber

INCLUSO / INCLUDED

3077-26-178

Rouille foncé

Dunkel rostfarbig

Nichel satinato

Satined nickel

Nickel satiné

Nickel satiniert

2899 VANITY

FLY DESIGN

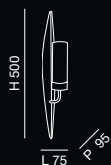
STRUTTURA IN METALLO E VETRO SOFFIATO / METAL FRAME AND BLOWN GLASS
MONTURE EN METAL ET VERRE SOUFFLE / METALLGESTELL UND GEBLASENES GLAS

PLAFONIERE PARETE
CEILING WALL



E14

WALL  E14 1X60W  






2899-21-138

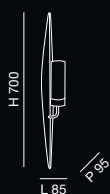
Cromo - Chromed
Chromé · Verchromt

2899-21-171

Ruggine scuro
Dark rust colour
Rouille foncé
Dunkel rostfarbig

E14

WALL  E14 1X60W  



2899-26-138

Cromo - Chromed
Chromé · Verchromt


2899-26-171

Ruggine scuro
Dark rust colour
Rouille foncé
Dunkel rostfarbig

3078 DILLON

FLY DESIGN

STRUTTURA IN METALLO E VETRO PRESSATO / METAL FRAME AND PRESSED GLASS
MONTURE EN METAL ET VERRE PRESSE / METALLGESTELL UND GEPRESSTES GLAS



G9

WALL



G9 1X40W

CE IP20



3078-21-178 Nichel satinato
Satinéd nickel
Nickel satiné
Nickel satiniert



Con interruttore
With switch
Avec interrupteur
Mit Schalter

G9

WALL



G9 1X40W

CE IP20



3078-26-178 Nichel satinato
Satinéd nickel
Nickel satiné
Nickel satiniert



Con interruttore
With switch
Avec interrupteur
Mit Schalter

2501 CAMELOT


FLY DESIGN


STRUTTURA IN METALLO E VETRO SOFFIATO / METAL FRAME AND BLOWN GLASS
MONTURE EN METAL ET VERRE SOUFFLE / METALLGESTELL UND GEBLASENES GLAS

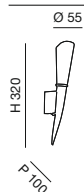
PLAFONIERE PARETE
CEILING WALL



G9

WALL  G9 1X60W

CE  





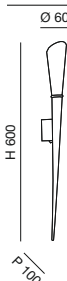
- 2501-22-171** Ruggine scuro - Vetro con decorazione scavo
Dark rust colour - Glass with scavo decoration
Rouille foncé - Verre avec décor scavo
Dunkel rostfarbig - Glas mit Scavodekor
- 2501-22-172** Cromo nero - Vetro bianco - Black chrome - White glass
Chrome noir - Verre blanc - Schwarz chrom - Glas weiß
- 2501-22-178** Nichel satinato - Vetro bianco - Satined nickel - White glass
Nickel satiné - Verre blanc - Nickel satiniert - Glas weiß

 Con interruttore · With switch
Avec interrupteur · Mit Schalter

G9

WALL  G9 1X60W

CE  



- 2501-26-171** Ruggine scuro - Vetro con decorazione scavo
Dark rust colour - Glass with scavo decoration
Rouille foncé - Verre avec décor scavo
Dunkel rostfarbig - Glas mit Scavodekor
- 2501-26-172** Cromo nero - Vetro bianco - Black chrome - White glass
Chrome noir - Verre blanc - Schwarz chrom - Glas weiß
- 2501-26-178** Nichel satinato - Vetro bianco - Satined nickel - White glass
Nickel satiné - Verre blanc - Nickel satiniert - Glas weiß

 Con interruttore · With switch
Avec interrupteur · Mit Schalter



CLASSICO CLASSIC



DEVON
2498
page 300



NADIA
2688
page 312



QUEBEC
3043
page 308



2498 DEVON

FLY DESIGN

STRUTTURA IN METALLO E VETRO CENTRIFUGATO
METAL FRAME AND CENTRIFUGED GLASS
MONTURE EN METAL ET VERRE CENTRIFUGE
METALLGESTELL UND ZENTRIFUGIERTES GLAS

CLASSICO CLASSIC

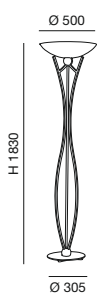


E27

2498 FLOOR

E27 1X250W

CE IP20



2498-10-261 Ardesia · Slate · Ardoise · Schiefergrau

Vetro bianco · White glass
Verre blanc · Glas weiß



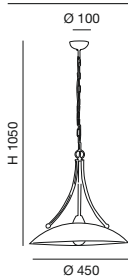
Con variatore · With dimmer
Avec variateur · Mit Dimmer

E27

2498 SUSPENSION

E27 1X100W

CE IP20



2498-40-261 Ardesia · Slate · Ardoise · Schiefergrau

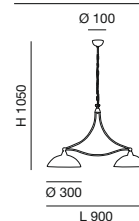
Vetro bianco · White glass
Verre blanc · Glas weiß

E27

2498 SUSPENSION

E27 2X100W

CE IP20



2498-46-261 Ardesia · Slate · Ardoise · Schiefergrau

Vetro bianco · White glass
Verre blanc · Glas weiß

2498 DEVON


FLY DESIGN


STRUTTURA IN METALLO E VETRO CENTRIFUGATO / METAL FRAME AND CENTRIFUGED GLASS
MONTURE EN METAL ET VERRE CENTRIFUGE / METALLGESTELL UND ZENTRIFUGIERTES GLAS



E27

2498 CEILING

 E27 2X60W

CE  IP20




Ø 450

P 155

2498-65-261 Ardesia · Slate · Ardoise · Schiefergrau
Vetro bianco · White glass
Verre blanc · Glas weiß

E27

2498 WALL

 E27 1X75W

CE  IP20



H 130



L 400

P 195

2498-21-261 Ardesia · Slate · Ardoise · Schiefergrau
Vetro bianco · White glass
Verre blanc · Glas weiß

G9

2498 TABLE  G9 1X60W

CE  IP20 



H 500

Ø 300

Ø 180

2498-30-261 Ardesia · Slate · Ardoise · Schiefergrau
Vetro bianco · White glass
Verre blanc · Glas weiß



Con interruttore
With switch
Avec interrupteur
Mit Schalter



2498 DEVON



FLY DESIGN

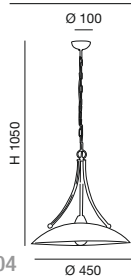
STRUTTURA IN METALLO E VETRO CENTRIFUGATO / METAL FRAME AND CENTRIFUGED GLASS
MONTURE EN METAL ET VERRE CENTRIFUGE / METALLGESTELL UND ZENTRIFUGIERTES GLAS



E27

2498 SUSPENSION  E27 1X100W

CE  IP20 





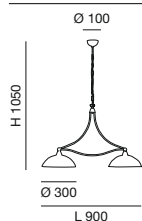
2498-40-171 Ruggine scuro · Dark rust colour · Rouille foncé · Dunkel rostfarbig

Vetro con decorazione scavo
Glass with scavo decoration
Verre avec décor scavo
Glas mit Scavodekor

E27

2498 SUSPENSION  E27 2X100W

CE  IP20 




2498-46-171 Ruggine scuro · Dark rust colour · Rouille foncé · Dunkel rostfarbig

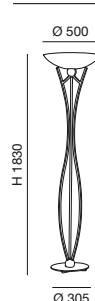
Vetro con decorazione scavo
Glass with scavo decoration
Verre avec décor scavo
Glas mit Scavodekor

E27

2498 FLOOR

 E27 1X250W

CE  IP20 



2498-10-171 Ruggine scuro · Dark rust colour · Rouille foncé · Dunkel rostfarbig

Vetro con decorazione scavo
Glass with scavo decoration
Verre avec décor scavo
Glas mit Scavodekor



Con variatore · With dimmer
Avec variateur · Mit Dimmer



2498 DEVON

FLY DESIGN

STRUTTURA IN METALLO E VETRO CENTRIFUGATO / METAL FRAME AND CENTRIFUGED GLASS
MONTURE EN METAL ET VERRE CENTRIFUGE / METALLGESTELL UND ZENTRIFUGIERTES GLAS



G9

2498 TABLE G9 1X60W

CE IP20



2498-30-171 Ruggine scuro · Dark rust colour · Rouille foncé · Dunkel rostfarbig

Vetro con decorazione scavo
Glass with scavo decoration
Verre avec décor scavo
Glas mit Scavodekor



Con interruttore
With switch
Avec interrupteur
Mit Schalter

E27

2498 CEILING

E27 2X60W

CE IP20



2498-65-171 Ruggine scuro · Dark rust colour · Rouille foncé · Dunkel rostfarbig

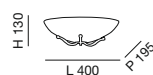
Vetro con decorazione scavo
Glass with scavo decoration
Verre avec décor scavo
Glas mit Scavodekor

E27

2498 WALL

E27 1X75W

CE IP20



2498-21-171 Ruggine scuro · Dark rust colour · Rouille foncé · Dunkel rostfarbig

Vetro con decorazione scavo
Glass with scavo decoration
Verre avec décor scavo
Glas mit Scavodekor



3043 QUEBEC

DESIGN S.T. FABAS LUCE

STRUTTURA IN METALLO E VETRO CENTRIFUGATO / METAL FRAME AND CENTRIFUGED GLASS
MONTURE EN METAL ET VERRE CENTRIFUGE / METALLGESTELL UND ZENTRIFUGIERTES GLAS



**E14****3043 TABLE**

E14 1X60W

CE IP20



3043-30-171 Ruggine scuro · Dark rust colour · Rouille foncé · Dunkel rostfarbig

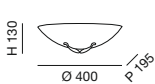
Vetro con decorazione scavo
Glass with scavo decoration
Verre avec décor scavo
Glas mit Scavodekor

 Con interruttore
With switch
Avec interrupteur
Mit Schalter

E27**3043 WALL**

E27 1X75W

CE IP20



3043-21-171 Ruggine scuro · Dark rust colour · Rouille foncé · Dunkel rostfarbig

Vetro con decorazione scavo
Glass with scavo decoration
Verre avec décor scavo
Glas mit Scavodekor

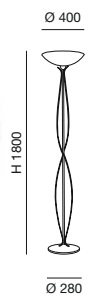


E27

3043 FLOOR

⊗ E27 1X250W

CE IP20



3043-10-171 Ruggine scuro · Dark rust colour · Rouille foncé · Dunkel rostfarbig
Vetro con decorazione scavo
Glass with scavo decoration
Verre avec décor scavo
Glas mit Scavodekor

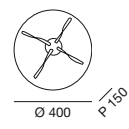
JV OFF Con interruttore
With switch
Avec interrupteur
Mit Schalter

E27

3043 CEILING

⊗ E27 2X60W

CE IP20



3043-65-171 Ruggine scuro · Dark rust colour · Rouille foncé · Dunkel rostfarbig
Vetro con decorazione scavo
Glass with scavo decoration
Verre avec décor scavo
Glas mit Scavodekor

3043 QUEBEC

DESIGN S.T. FABAS LUCE

STRUTTURA IN METALLO E VETRO CENTRIFUGATO / METAL FRAME AND CENTRIFUGED GLASS
MONTURE EN METAL ET VERRE CENTRIFUGE / METALLGESTELL UND ZENTRIFUGIERTES GLAS

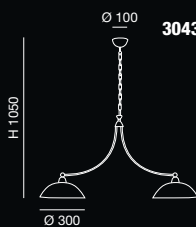
CLASSICO CLASSIC



E27

3043 SUSPENSION  E27 2X100W

CE  IP20 



3043-46-171 Ruggine scuro · Dark rust colour · Rouille foncé · Dunkel rostfarbig

Vetro con decorazione scavo
Glass with scavo decoration
Verre avec décor scavo
Glas mit Scavodekor

E27

3043 SUSPENSION  E27 1X100W

CE  IP20 



3043-40-171 Ruggine scuro · Dark rust colour · Rouille foncé · Dunkel rostfarbig

Vetro con decorazione scavo
Glass with scavo decoration
Verre avec décor scavo
Glas mit Scavodekor

2688 NADIA


FLY DESIGN



STRUTTURA STRUTTURA IN METALLO E VETRO CENTRIFUGATO / METAL FRAME AND CENTRIFUGED GLASS
MONTURE EN METAL ET VERRE CENTRIFUGE / METALLGESTELL UND ZENTRIFUGIERTES GLAS



E27

2688 TABLE

 E27 1X75W



CE  





2688-30-252 Ruggine · Rust colour
Rouille · Rostfarbig
Vetro con decorazione scavo
Glass with scavo decoration
Verre avec décor scavo
Glas mit Scavodekor



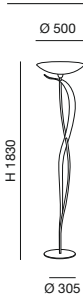
Con interruttore
With switch
Avec interrupteur
Mit Schalter

**E27****2688 SUSPENSION**  E27 1X100WCE  IP20 

2688-40-252 Ruggine · Rust colour
Rouille · Rostfarbig
Vetro con decorazione scavo
Glass with scavo decoration
Verre avec décor scavo
Glas mit Scavodekor

**E27****2688 FLOOR**  E27 1X250WCE  IP20 





2688-10-252 Ruggine · Rust colour
Rouille · Rostfarbig
Vetro con decorazione scavo
Glass with scavo decoration
Verre avec décor scavo
Glas mit Scavodekor



 Con variatore · With dimmer
Avec variateur · Mit Dimmer



E27

2688 SUSPENSION  E27 2X100W   




2688-46-252 Ruggine - Rust colour
Rouille - Rostfarbig
Vetro con decorazione scavo
Glass with scavo decoration
Verre avec décor scavo
Glas mit Scavodekor

2688 NADIA

FLY DESIGN


STRUTTURA STRUTTURA IN METALLO E VETRO CENTRIFUGATO / METAL FRAME AND CENTRIFUGED GLASS
MONTURE EN METAL ET VERRE CENTRIFUGE / METALLGESTELL UND ZENTRIFUGIERTES GLAS

CLASSICO CLASSIC



E27

2688 WALL

 E27 1X75W


CE  IP20 



2688-21-252 Ruggine · Rust colour
Rouille · Rostfarbig
Vetro con decorazione scavo
Glass with scavo decoration
Verre avec décor scavo
Glas mit Scavodekor

E27


2688 CEILING

 E27 2X60W

CE  IP20 



2688-65-252 Ruggine · Rust colour
Rouille · Rostfarbig
Vetro con decorazione scavo
Glass with scavo decoration
Verre avec décor scavo
Glas mit Scavodekor



FARETTI SPOTS



ALICE
2554
page 322



GALWAY
6690
page 324



GLORIA
2552
page 320



ICARO
2676
page 318

2676 ICARO T5

DESIGN S.T. FABAS LUCE

STRUTTURA IN METALLO E VETRO BOROSILICATO / METAL FRAME AND BORON-SILICATE GLASS
MONTURE EN METAL ET VERRE BOROSILICATE / METALLGESTELL UND BORSILICATGLAS



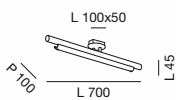


G5

2676 SPOTS

G5 1X13W CE ∇ IP20 \oplus

2676-81-178 Nichel satinato
Satiné nickel
Nickel satiné
Nickel satiniert

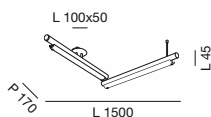


G5

2676 SPOTS

G5 2X13W CE ∇ IP20 \oplus

2676-82-178 Nichel satinato
Satiné nickel
Nickel satiné
Nickel satiniert

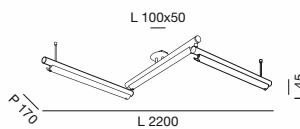


G5

2676 SPOTS

G5 3X13W CE ∇ IP20 \oplus

2676-83-178 Nichel satinato
Satiné nickel
Nickel satiné
Nickel satiniert





G9

2552 SPOTS

LED G9 4X40W

CE IP20

L 85x50

2552-80-178 Nichel satinato · Satined nickel
Nickel satiné · Nickel satiniert



L 750

G9

2552 SPOTS

LED G9 2X40W

CE IP20

L 85x50

2552-82-178 Nichel satinato · Satined nickel
Nickel satiné · Nickel satiniert



L 400



Con doppia accensione
With double lighting
Avec double allumage
Mit getrennt schaltbar

2552 GLORIA

DESIGN S.T. FABAS LUCE

STRUTTURA IN METALLO E VETRO SOFFIATO / METAL FRAME AND BLOWN GLASS
MONTURE EN METAL ET VERRE SOUFFLE / METALLGESTELL UND GEBLASENES GLAS

FARETTI SPOT



G9

2552 SPOTS

G9 1X40W

CE IP20



H 180

2552-81-178 Nichel satinato · Satined nickel
Nickel satiné · Nickel satiniert



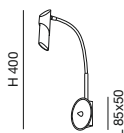
Con interruttore
With switch
Avec interrupteur
Mit Schalter

G9

2552 SPOTS

G9 1X40W

CE IP20



H 400

L 85X50

2552-21-178 Nichel satinato · Satined nickel
Nickel satiné · Nickel satiniert



Con interruttore
With switch
Avec interrupteur
Mit Schalter

2554 ALICE

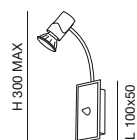
DESIGN S.T. FABAS LUCE

STRUTTURA IN METALLO / METAL FRAME
MONTURE EN METAL / METALLGESTELL



GU10

2554 SPOTS GU10 1X50W CE IP20



2554-21-178 Nichel satinato · Satined nickel
Nickel satiné · Nickel satiniert

Con interruttore
With switch
Avec interrupteur
Mit Schalter

GU10

2554 SPOTS GU10 1X50W CE IP20

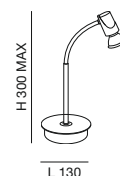


2554-81-178 Nichel satinato · Satined nickel
Nickel satiné · Nickel satiniert

Con interruttore
With switch
Avec interrupteur
Mit Schalter

GU10

2554 SPOTS GU10 1X50W CE IP20



2554-30-178 Nichel satinato · Satined nickel
Nickel satiné · Nickel satiniert

Con interruttore
With switch
Avec interrupteur
Mit Schalter

GU10

2554 SPOTS GU10 1X50W CE IP20

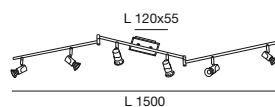


2554-27-178 Nichel satinato · Satined nickel
Nickel satiné · Nickel satiniert

Con interruttore
With switch
Avec interrupteur
Mit Schalter

GU10




2554 SPOTS GU10 6X50W CE IP20

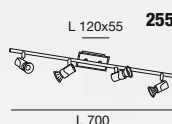


2554-86-178 Nichel satinato · Satined nickel · Nickel satiné · Nickel satiniert



GU10





2554 SPOTS  GU10 4X50W   



L 120x55 **2554-80-178** Nichel satinato · Satined nickel
Nickel satiné · Nickel satiniert

L 700

GU10

2554 SPOTS  GU10 2X50W   





L 100x50 **2554-82-178** Nichel satinato · Satined nickel
Nickel satiné · Nickel satiniert

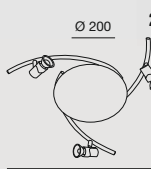
L 310



Con doppia accensione
With double lighting
Avec double allumage
Mit getrennt schaltbar

GU10 G9

2554 SPOTS  GU10 3X50W +  G9 2X40W   



Ø 200 **2554-75-178** Nichel satinato · Satined nickel
Nickel satiné · Nickel satiniert

Ø 600





GALWAY
SOTTOPENSILI
UNDERSHELVES
SOUS ETAGERES
UNTERBAULEUCHE

6690 GALWAY

DESIGN S.T. FABAS LUCE

STRUTTURA IN ALLUMINIO / ALUMINIUM FRAME

STRUCTURE EN ALUMINIUM / ALUMINIUM STRUKTUR






6690 GALWAY ON/OFF

DESIGN S.T. FABAS LUCE


STRUTTURA IN ALLUMINIO / ALUMINIUM FRAME
STRUCTURE EN ALUMINIUM / ALUMINIUM STRUKTUR



LED

6690 WALL	LED WARM WHITE	CE	IP40
	6690-02-011	480 lm	48 5W L 300 mm
	6690-02-012	780 lm	80 8W L 500 mm
	6690-02-013	1500 lm	160 16W L 1000 mm

LED

6690 WALL	LED NATURAL WHITE	CE	IP40
	6690-04-011	500 lm	48 5W L 300 mm
	6690-04-012	800 lm	80 8W L 500 mm
	6690-04-013	1600 lm	160 16W L 1000 mm


6690 GALWAY TOUCH DIMMER

DESIGN S.T. FABAS LUCE


STRUTTURA IN ALLUMINIO / ALUMINIUM FRAME
STRUCTURE EN ALUMINIUM / ALUMINIUM STRUKTUR



LED

6690 WALL	LED WARM WHITE	CE	IP40
	6690-02-001	480 lm	48 5W L 300 mm
	6690-02-002	780 lm	80 8W L 500 mm
	6690-02-003	1500 lm	160 16W L 1000 mm

LED

6690 WALL	LED NATURAL WHITE	CE	IP40
	6690-04-001	500 lm	48 5W L 300 mm
	6690-04-002	800 lm	80 8W L 500 mm
	6690-04-003	1600 lm	160 16W L 1000 mm

0°/45°/90°



300/500/1000 MM





6690-50-004 Alimentatore per sottopensili 6W 24V con cavo da 1,5 mt.
6W 24V underwall unit plug power supply with cable 1,5 mt.
Alimentation pour règlette sous meuble 6W 24V avec le cable de 1,50 mt.
6W 24V Trafo mit Stecker für Unterbauleuchte mit Kabel 1,5 mt.



6690-50-001 Alimentatore per sottopensili 24W 24V con cavo da 1,5 + 1,5 mt.
24W 24V underwall unit power supply with cable 1,5 + 1,5 mt.
Alimentation pour règlette sous meuble 24W 24V avec le cable de 1,50 + 1,50 mt.
24W 24V Trafo für Unterbauleuchte mit Kabel 1,5+ 1,5 mt



6690-50-006 Alimentatore per sottopensili 36W 24V con cavo da 1,5 + 1,5 mt.
36W 24V underwall unit power supply with cable 1,5 + 1,5 mt.
Alimentation pour règlette sous meuble 36W 24V avec le cable de 1,50 + 1,50 mt.
36W 24V Trafo für Unterbauleuchte mit Kabel 1,5+ 1,5 mt



6690-50-005 Variatore e interruttore ON/OFF per GALWAY con cavo da 1 mt.
Dimmer and power ON/OFF for GALWAY with cable 1 mt.
Variateur et interrupteur ON/OFF pour GALWAY avec cable de 1 mt.
Dimmer und Funktion ON/OFF für GALWAY mit Kabel 1 mt.

Non adatta per GALWAY touch dimmer / Not suitable for GALWAY touch dimmer
Pas adaptés pour GALWAY touch dimmer / Nicht geeignet für GALWAY Touch Dimmer



6690-50-008 Sensore PIR / PIR Sensor
Sensor PIR / Infrarotsensor

Non adatta per GALWAY touch dimmer / Not suitable for GALWAY touch dimmer
Pas adaptés pour GALWAY touch dimmer / Nicht geeignet für GALWAY Touch Dimmer



6690-50-003 Connettore multipolo 1 ingresso 8 uscite per sottopensili
Multipole connector 1 input 8 outputs for underwall unit
Prise multiple de raccordement 1 entrées 8 sorties pour règlette sous meuble
Adapter LED für Unterbauleuchte 1 Eingang 8 Ausgänge




















6690-50-009 Sensore touch dimmer per GALWAY ON/OFF / Touch sensor for GALWAY ON/OFF
Sensor touche pour GALWAY ON/OFF / Tastdimmer für GALWAY ON/OFF





Materiale incluso / Material included
Matériel inclus / Material in dem Paket enthalten

LAMPADINA / BULB / AMPOULE / LEUCHTMITTEL


Lampadina inclusa - Bulb included Ampoule incluse - Leuchtmittel inklusiv	Lampadina esclusa - Bulb excluded Ampoule exclue - Leuchtmittel nicht inklusiv
 E14	 E14
•	 E27
•	 2G10
 G4	•
 GU10	•
 R7s	•
•	 G24d
 G9	•
 E14 10w	•
 B15d	•
 GY6,35	•
 G5	•
 E27	•
 E14	•
 GU10	•
 LED	•

SPIEGAZIONE DEI SIMBOLI / SYMBOLS EXPLANATION LEGENDE DES SYMBOLES / ZEICHENERKLÄRUNGEN


-  • Tutti i prodotti FABAS LUCE che rientrano nell'ambito di applicazione della direttiva europea compatibilità elettromagnetica E.M.C. 89/336 e successive modifiche 92/31 e 93/68, e/o della direttiva europea bassa tensione B.T. 73/23 e successive modifica 93/68, soddisfano i requisiti richiesti e recano la marcatura "CE".
• All FABAS LUCE products fall within the range of application of the european electromagnetic compatibility E.M.C.directive 89/336 and subsequent amendment 92/31 and 93/68, and/or the european low voltage directive B.T. 73/23 and subsequent 93/68, meet therequired specifications and bear "CE" labelling.
• Tous les produits FABAS LUCE appartenant au champ d'application de la directive européenne compatibilité électromagnétique E.M.C.89/336 et modifications successives 92/31 et 93/68, et/ou de la directive européenne basse tension B.T.73/23 et modification sucesive 93/68, remplissent les conditions prévues et portent le marquage "CE".
• Alle Produkte von FABAS LUCE, die unter das Anwendungsgebiet der europäischen Richtlinien der elektromagnetischen Kompatibilität E.M.C.89/336 und nachfolgende Änderungen 92/31 und 93/68 und/oder der europäischen Richtlinie der Niederspannung B.T. 73/23 und nachfolgende Änderung 93/68 fallen, entsprechen den erforderlichen Eigenschaften und tragen das "CE" -Kennzeichen.

-  • Il simbolo indica l'idoneità degli apparecchi al montaggio diretto su superfici normalmente infiammabili.
• The symbol indicates the suitability of fixtures to be mounted directly on normally inflammable surfaces.
• Le symbole indique que les appareils sont indiqués pour être montés directement sur des surfaces normalement inflammables.
• Das Symbol zeigt an, ob die Geräte dazu geeignet sind, auf normal entflammabaren Oberflächen angebracht zu werden.

-  • Il simbolo indica la non idoneità degli apparecchi al montaggio diretto su superfici normalmente infiammabili.
ATTENZIONE: L' APPARECCHIO NON PUO' ESSERE INSTALLATO SU SUPERFICI IN LEGNO O RIVESTITE CON TAPPEZZERIA
• The symbol indicates that the fixture is not suitable for assembly directly on normally inflammable surfaces.
WARNING: THE FIXTURE CAN NOT BE FIXED ON WALL IN WOOD OR COVERED BY WALLPAPER.
• Appareil non indiqué à être monté directement sur des surfaces normalement inflammables.
ATTENTION: L' APPAREIL NE DOIT PAS ETRE MONTE' SUR LES SURFACES REVETU DE BOIS OU DE TAPISSERIE.
• Die Leuchte ist nicht dazu geeignet, direkt auf normal entflammabaren Oberflächen installiert zu werden.
ACHTUNG: DAS GERÄT KANN NICHT AUF HOLZ- ODER MIT TAPETENPAPIER BELEGTEN OBERFLÄCHEN MONTIERT WERDEN.

-  • Lampada la cui protezione contro la scarica elettrica non si basa solo sull' isolamento di base dell' apparecchio, ma su un ulteriore sistema di sicurezza che consiste nel collegamento dei componenti conduttivi accessibili ad un conduttore di sicurezza (messa a terra) facente parte dell' impianto elettrico.
• Luminaire in which protection against electrical shocks is not just based on the basic insulation but also on an additional safety precautions consisting of connecting the accessible conductive parts to a safety conductor (earth), that is included in the electrical system.
• L'appareil d'éclairage dans lequel la protection contre des chocs électriques n'est pas simplement basée sur l'isolation principale mais également sur des mesures de sécurité additionnelles en consistent à relier les parties conductrices accessible à un conducteur de sûreté (la terre), celui inclus dans le système électrique.
• Leuchten in denen der Schutz gegen Stromschläge nicht nur auf der grundlegenden Isolierung basiert ist, sondern auch auf einer zusätzlichen Sicherheitsvorkehrung, bestehend aus den Anschluss der berührbaren leitfähigen Teile zu einem Schutzleiter (Erde),der in elektrischem System enthalten ist.

-  • Apparecchio omologato in classe II, con cablaggio a doppio isolamento. Durante l'installazione, tagliare il cavo di terra.
• Class II certified equipment, with double insulated wiring. During installation, cut earth wire.
• Appareil homologué en Classe II, avec câblage à double isolation. Pendant l'installation, couper le cable de terre.
• In Klasse II zugelassene Apparate mit doppelt isolierter Verkabelung. Während der Montage schneiden sie das Erdekabel.

-  • In caso di sostituzione della lampadina, utilizzarne una auto-protetta, che non necessita di schermo di protezione.
• In case of bulb replacement, use the auto-protected one, which doesn't need any other protection glass.
• Dans le cas du remplacement de l'ampoule, utiliser l'une auto-protégée, laquelle n'a pas besoin de autre verre de protection.
• Sollte die Birne ersetzt werden, die selbstbeschützende Birne benutzen, die kein weiteres Schutzglas braucht.

- IP20** • Protezione contro l'ingresso di corpi solidi di diametro superiore ad 1 mm.
• Proof against 1 mm diameter solid parts
• Protégé contre les corps solides supérieurs à 1 mm.
• Schutz von dem Eindringen von festen Körper größer als 1 mm im Durchmesser

- IP44** • Protezione contro l'ingresso di corpi solidi di diametro superiore ad 1 mm e contro gli spruzzi d'acqua. Avvitare a fondo la lampadina al portalampada per garantire il grado di protezione.
• Proof against 1mm diameter and spraying water-proof. To warranty protection of the fixture, bulb must be well screwed to the lampholder.
• Protection contre la pénétration d'objets de diamètre supérieur à 1 mm et de giclées d'eau. Visser bien l'ampoule à la douille pour garantir l'indice de protection de l'appareil.
• Schutz von dem Eindringen von Stoffen mit einem Durchmesser von mehr als 1 mm und Spritzwasser. Das Leuchtmittel sehr gut an die Fassung einschrauben, um den Gerätschutz zu gewähren.

- IP41** • Protezione contro l'ingresso di corpi solidi di diametro superiore ad 1 mm. e contro lo stillicidio. Avvitare a fondo la lampadina al portalampada per garantire il grado di protezione.
• Proof against 1 mm diameter and dripping water-proof. To warranty protection of the fixture, bulb must be well screwed to the lampholder.
• Protégé contre les corps solides supérieurs à 1 mm et protégé contre les chutes verticales de gouttes d'eau (condensation). Visser bien l'ampoule à la douille pour garantir l'indice de protection de l'appareil.
• Schutz von dem Eindringen von Stoffen mit einem Durchmesser von mehr als 1 mm und Tropfen. Das Leuchtmittel sehr gut in die Fassung einschrauben, um den Gerätschutz zu gewähren.

- IP65** • Protezione totale contro l'ingresso di polvere e contro i getti
• Fully protected against dust and protected against water jets
• Totalement protégé contre la poussière et protégé contre des jets d'eau
• Total geschützt gegen Staub und gegen Wasserstrahlen geschützt

Tutte le misure indicate nel presente catalogo sono in millimetri
All dimensions in this catalog are in millimeters
Toutes les dimensions de ce catalogue sont en millimètres
Alle Maße in diesem Katalog sind in Millimeter

L'azienda si riserva, ferme restando le caratteristiche basilari del prodotto, di apportare senza preavviso tutte le modifiche che riterrà necessarie allo scopo di migliorare la qualità del prodotto stesso.

While mantaining the basic characteristics of the product, the manufacturer reserves the right to make modifications at any time and without any prior notice, with the sole aim of improving the quality of the product.

INDICE ALFABETICO

ALPHABETICAL INDEX

PRODUCT NAME	PRODUCT CODE	PAGE
ADE	2533	170
ALBATROS	2820	233
ALEXIA	2476	108
ALICE	2554	322
ALIX	2894	215
ALMA	3063	266
ARAN	2664	106
ARMILLA	2796	200
ASTOR	3131	229
ATON	3160	130
BANWELL	3185	226
BAR	3127	224
BARRY	3179	221
BAY	6701	242
BERK	3108	275
BONG	3198	132
BOOK	2675	288
BOREA	2792	201
BRADDY	3200	74
BRERA TOUCH	3168	76
BRIG	3212	134
BRIXI	3220	235
BURT	3202	126
CAGE	3132	228
CAMELOT	2501	297
CAP	2918	104
CARLOTTA LED	2928	70
CASTORE	2507	212
CHANTAL	3223	14
CHELSEA	2855	287
CLEVELAND	3188	28
CLIO	2468	177
CLIPPER	3134	239
CURVE	3036	237
DEDALO	2523	216
DEDALO IP44	2642	217
DEDO	2801	291
DELFI	3118	280
DELVIN	3214	138
DEVON	2498	300
DIANA	2753	102
DILLON	3078	296
DINGLE	3215	140
DOMINO	3144	270
DOROTEA	2960	116
EDEN	3119	278
EOS	3111	36
EVELINE	2854	292
FALCON	3189	236
FEDRA	2748	285
FIORI	2607	277
FOGG	3139	269
FOX E27	2385	253
FOX LED	3122	252
FOX LED	3098	252
FRIDA	2793	214
GAIA	2561	180
GAIA BIG	2654	181
GALWAY	6690	324
GAO	3138	271

PRODUCT NAME	PRODUCT CODE	PAGE
GIPSY	3112	46
GLORIA	2552	320
GLOVE	3128	224
GRACE	2881	272
GRAFF E27	3209	211
GRAFF LED	3210	210
HARVEY LED	3234	72
HATTON E27	3229	193
HATTON E27 SENSOR	3226	193
HATTON LED	3206	192
HATTON LED SENSOR	3224	192
HI	3197	265
HILL	2958	260
ICARO	2676	318
JAZZ	3090	158
JOKER G9	3110	219
JOKER LED	3110	218
JOLI	3080	234
KELTY E27	3232	247
KELTY E27 SENSOR	3228	247
KELTY LED	3208	246
KENT	3061	144
KENT E27	3061	251
KENT LED	3100	250
KENT LED	3152	250
KERA	3182	82
KERRY	2742	98
KUBO	2921	88
LAIO	2749	232
LANCASTER	3055	185
LAURA	2622	286
LAUREN	3149	152
LEAF	3133	238
LESLIE	3077	294
LIDO	3141	268
LISETTA	3015	186
LODGE	3161	131
LOGAN	3068	290
LORIS	3151	156
LOWELL	3086	32
LUCY	2500	178
LUCY BIG	2653	179
LYNN	3062	145
LYNN	3062	254
LYS	2505	213
MAGGIE	2957	256
MAGIC	3130	282
MATE	3136	92
MELODY	3116	20
MEXICO	3192	52
MIDWAY	3053	166
MILA	3145	230
MILADY	2511	174
MILLY	3091	162
MILTON	3113	262
MIMOSA	2998	283
MOON	2599	284
MORGANA	3194	40
MORGANA	2513	172
NADIA	2688	312

PRODUCT NAME	PRODUCT CODE	PAGE
NICE	2908	143
NIKI	3148	150
NIKITA	2586	183
OBAN E27	3233	195
OBAN E27 SENSOR	3225	195
OBAN LED	3205	194
OPLA'	2885	110
ORIONE	2980	62
OSAKA E14/E27	2867	241
OSAKA LED	3162	240
OSAKA LED	3163	240
PANDORA ARANCIO E27	2636	206
PANDORA BIANCA E27	2433	203
PANDORA BIANCA E27 SENSOR	3222	203
PANDORA BIANCA LED	3094	202
PANDORA BIANCA LED	3109	202
PANDORA BIANCA LED SENSOR	3221	202
PANDORA IP44	2650	207
PANDORA RIGHE E27	2433	205
PANDORA RIGHE LED	3094	204
PANDORA RIGHE LED	3109	204
PARTY	2689	276
PICCADILLY	2890	293
PIKE E27	3097	209
PIKE LED	3101	208
PIKE LED	3121	208
PLANO	3087	164
PLAZA E14/E27	2866	245
PLAZA LED	3166	244
PLAZA LED	3167	244
PRESTON E27	6712	199
PRESTON E27 SENSOR	6713	199
PRESTON LED	6695	198
PRINCE	3073	171
PROVENZA	2907	142
QUEBEC	3043	308
RIVOLI	2427	274
ROCKFORD	3054	169
ROYSTON E14/E27	3231	249
ROYSTON LED	3217	248
RUSSEL	3074	168
SAVONA	2155	146
SCOTT	3075	167
SLAB	3150	154
SLANE	3177	289
SLIGO	3216	136
SMART	2651	273
STICK	2994	86
SUNSET	3117	42
TERRIGAL	3184	222
TUX	3203	128
TWEED	3183	78
URANIA	2981	56
VANITY	2899	295
VICTORIA	2696	182
WIGTON E27	3230	197
WIGTON E27 SENSOR	3227	197
WIGTON LED	3207	196
WITNEY	3178	221
ZARA	2401	176

INDICE PER CODICE PRODOTTO

ITEM CODE INDEX

PRODUCT CODE	PRODUCT NAME	PAGE
2155	SAVONA	146
2385	FOX E27	253
2401	ZARA	176
2427	RIVOLI	274
2433	PANDORA BIANCA E27	203
2433	PANDORA RIGHE E27	205
2468	CLIO	177
2476	ALEXIA	108
2498	DEVON	300
2500	LUCY	178
2501	CAMELOT	297
2505	LYS	213
2507	CASTORE	212
2511	MILADY	174
2513	MORGANA	172
2523	DEDALO	216
2533	ADE	170
2552	GLORIA	320
2554	ALICE	322
2561	GAIA	180
2586	NIKITA	183
2599	MOON	284
2607	FIORI	277
2622	LAURA	286
2636	PANDORA ARANCIO E27	206
2642	DEDALO IP44	217
2650	PANDORA IP44	207
2651	SMART	273
2653	LUCY BIG	179
2654	GAIA BIG	181
2664	ARAN	106
2675	BOOK	288
2676	ICARO	318
2688	NADIA	312
2689	PARTY	276
2696	VICTORIA	182
2742	KERRY	98
2748	FEDRA	285
2749	LAIO	232
2753	DIANA	102
2792	BOREA	201
2793	FRIDA	214
2796	ARMILLA	200
2801	DEDO	291
2820	ALBATROS	233
2854	EVELINE	292
2855	CHELSEA	287
2866	PLAZA E14/E27	245
2867	OSAKA E14/E27	241
2881	GRACE	272
2885	OPLA'	110
2890	PICCADILLY	293
2894	ALIX	215
2899	VANITY	295
2907	PROVENZA	142
2908	NICE	143
2918	CAP	104
2921	KUBO	88
2928	CARLOTTA LED	70
2957	MAGGIE	256

PRODUCT CODE	PRODUCT NAME	PAGE
2958	HILL	260
2960	DOROTEA	116
2980	ORIONE	62
2981	URANIA	56
2994	STICK	86
2998	MIMOSA	283
3015	LISETTA	186
3036	CURVE	237
3043	QUEBEC	308
3053	MIDWAY	166
3054	ROCKFORD	169
3055	LANCASTER	185
3061	KENT	144
3061	KENT E27	251
3062	LYNN	145
3062	LYNN	254
3063	ALMA	266
3068	LOGAN	290
3073	PRINCE	171
3074	RUSSEL	168
3075	SCOTT	167
3077	LESLIE	294
3078	DILLON	296
3080	JOLI	234
3086	LOWELL	32
3087	PLANO	164
3090	JAZZ	158
3091	MILLY	162
3094	PANDORA BIANCA LED	202
3094	PANDORA RIGHE LED	204
3097	PIKE E27	209
3098	FOX LED	252
3100	KENT LED	250
3101	PIKE LED	208
3108	BERK	275
3109	PANDORA BIANCA LED	202
3109	PANDORA RIGHE LED	204
3110	JOKER G9	219
3110	JOKER LED	218
3111	EOS	36
3112	GIPSY	46
3113	MILTON	262
3116	MELODY	20
3117	SUNSET	42
3118	DELFI	280
3119	EDEN	278
3121	PIKE LED	208
3122	FOX LED	252
3127	BAR	224
3128	GLOVE	224
3130	MAGIC	282
3131	ASTOR	229
3132	CAGE	228
3133	LEAF	238
3134	CLIPPER	239
3136	MATE	92
3138	GAO	271
3139	FOGG	269
3141	LIDO	268
3144	DOMINO	270

PRODUCT CODE	PRODUCT NAME	PAGE
3145	MILA	230
3148	NIKI	150
3149	LAUREN	152
3150	SLAB	154
3151	LORIS	156
3152	KENT LED	250
3160	ATON	130
3161	LODGE	131
3162	OSAKA LED	240
3163	OSAKA LED	240
3166	PLAZA LED	244
3167	PLAZA LED	244
3168	BRERA TOUCH	76
3177	SLANE	289
3178	WITNEY	221
3179	BARRY	221
3182	KERA	82
3183	TWEED	78
3184	TERRIGAL	222
3185	BANWELL	226
3188	CLEVELAND	28
3189	FALCON	236
3192	MEXICO	52
3194	MORGANA	40
3197	HI	265
3198	BONG	132
3200	BRADDY	74
3202	BURT	126
3203	TUX	128
3205	OBAN LED	194
3206	HATTON LED	192
3207	WIGTON LED	196
3208	KELTY LED	246
3209	GRAFF E27	211
3210	GRAFF LED	210
3212	BRIG	134
3214	DELVIN	138
3215	DINGLE	140
3216	SLIGO	136
3217	ROYSTON LED	248
3220	BRIXI	235
3221	PANDORA BIANCA LED SENSOR	202
3222	PANDORA BIANCA E27 SENSOR	203
3223	CHANTAL	14
3224	HATTON LED SENSOR	192
3225	OBAN E27 SENSOR	195
3226	HATTON E27 SENSOR	193
3227	WIGTON E27 SENSOR	197
3228	KELTY E27 SENSOR	247
3229	HATTON E27	193
3230	WIGTON E27	197
3231	ROYSTON E14/E27	249
3232	KELTY E27	247
3233	OBAN E27	195
3234	HARVEY LED	72
6690	GALWAY	324
6695	PRESTON LED	198
6701	BAY	242
6712	PRESTON E27	199
6713	PRESTON E27 SENSOR	199

CONTATTI CONTACT



FABAS LUCE S.p.a

Sede

Via Luigi Talamoni, 75
20861 Brugherio (MB) Italy
Tel. 0039 039 890 69 1
0039 039 214 22 06
Fax 0039 039 214 22 08



FABAS LUCE GmbH

Bahnhofstrasse, 149
59759 Arnsberg Germany
Tel. 0049 29 32 / 8 90 16 60
Fax 0049 29 32 / 8 90 16 62

Ufficio commerciale di Roma

Via Flaminia Vecchia, 675
00191 Roma Italy
Tel/fax 0039 06 88384357

www.fabasluce.it
info@fabasluce.it



Concept and direction:

© **Ditre group**

Graphic Project:
Karattere

Photography:
quasarfoto.com

Bank Image:
shutterstock.com

Graphic Artwork:
ditre.com

Printed in Italy by:
Ditre Arti Grafiche

Finished printing:
July 2013

È VIETATA LA RIPRODUZIONE ANCHE PARZIALE DI QUESTO CATALOGO.
IT IS FORBIDDEN TO REPRODUCE ANY PART OF THIS CATALOGUE.



FABASLUCE.IT